

Prepared in cooperation with the Agency for Toxic Substances and Disease Registry,
U.S. Department of Health and Human Services

Description, Properties, and Degradation of Selected Volatile Organic Compounds Detected in Ground Water— A Review of Selected Literature

Open-File Report 2006-1338

Description, Properties, and Degradation of Selected Volatile Organic Compounds Detected in Ground Water— A Review of Selected Literature

By Stephen J. Lawrence

Prepared in cooperation with the Agency for Toxic Substances and Disease Registry,
U.S. Department of Health and Human Services

Open-File Report 2006–1338

U.S. Department of the Interior
U.S. Geological Survey

U.S. Department of the Interior
DIRK KEMPTHORNE, Secretary

U.S. Geological Survey
Mark D. Myers, Director

U.S. Geological Survey, Reston, Virginia: 2006

This report is a Web-only publication: <http://pubs.usgs.gov/ofr/2006/1338/>.

For product and ordering information:
World Wide Web: <http://www.usgs.gov/pubprod>
Telephone: 1-888-ASK-USGS

For more information on the USGS—The Federal source for science about the Earth, its natural and living resources, natural hazards, and the environment:
World Wide Web: <http://www.usgs.gov>
Telephone: 1-888-ASK-USGS

Any use of trade, product, or firm names is for descriptive purposes only and does not imply endorsement by the U.S. Government.

Although this report is in the public domain, permission must be secured from the individual copyright owners to reproduce any copyrighted materials contained within this report.

Suggested citation:
Lawrence, S.J., 2006, Description, properties, and degradation of selected volatile organic compounds detected in ground water—A Review of Selected Literature: Atlanta, Georgia, U. S. Geological Survey, Open-File Report 2006-1338, 62 p., a Web-only publication at <http://pubs.usgs.gov/ofr/2006/1338/>.

Contents

| | |
|---|-----|
| Abbreviations and Acronyms..... | vi |
| Conversion Factors..... | vii |
| Abstract..... | 1 |
| Introduction..... | 1 |
| Purpose and Scope | 1 |
| Available Literature Addressing Volatile Organic Compounds..... | 1 |
| Naming Conventions and Descriptions of Volatile Organic Compounds in Ground Water..... | 3 |
| Sources of Volatile Organic Compounds Detected in Ground Water..... | 6 |
| Sources of Chlorinated Alkanes..... | 6 |
| Sources of Chlorinated Alkenes and Benzenes | 9 |
| Sources of Gasoline Compounds..... | 9 |
| BTEX Compounds (Benzene, Toluene, Ethylbenzene, and Xylene)..... | 10 |
| Methyl <i>Tert</i> -butyl Ether | 10 |
| Basic Properties of Selected Volatile Organic Compounds | 10 |
| Degradation of Selected Volatile Organic Compounds in Ground Water | 10 |
| Degradation of the Chlorinated Alkanes..... | 17 |
| Abiotic Transformation..... | 17 |
| Aerobic Biodegradation | 20 |
| Anaerobic Biodegradation | 20 |
| Degradation of the Chlorinated Alkenes..... | 21 |
| Aerobic Biodegradation | 21 |
| Anaerobic Biodegradation | 23 |
| Degradation of the Chlorinated Benzenes | 24 |
| Degradation of the Gasoline Compounds..... | 25 |
| Aerobic Biodegradation of BTEX Compounds | 25 |
| Anaerobic Biodegradation of BTEX Compounds | 27 |
| Aerobic Biodegradation of Methyl <i>Tert</i> -butyl Ether..... | 30 |
| Anaerobic Biodegradation of Methyl <i>Tert</i> -butyl Ether | 31 |
| References Cited..... | 36 |
| Glossary..... | 50 |

Figures

| | |
|--|----|
| 1–19. Diagrams Showing— | |
| 1. Generic and International Union of Pure and Applied Chemistry naming conventions for the same aliphatic compound | 5 |
| 2. Relation between degree of chlorination and anaerobic reductive-dechlorination, aerobic degradation and sorption onto subsurface material | 16 |
| 3. Laboratory-derived pathway for the abiotic degradation, anaerobic, and methanogenic biodegradation of 1,1,2,2-tetrachloroethane; 1,1,2-trichloroethene; and 1,1,2-trichloroethane | 18 |
| 4. Laboratory-derived pathway for the abiotic, aerobic, and anaerobic biodegradation of 1,1,1-trichloroethane | 19 |
| 5. Laboratory-derived pathway for the aerobic biodegradation of 1,2-dichloroethane..... | 20 |
| 6. Laboratory-derived pathways for the anaerobic biodegradation of tetrachloromethane (carbon tetrachloride) | 21 |
| 7. Laboratory-derived pathways for the aerobic biodegradation of trichloroethene | 22 |
| 8. Laboratory-derived pathway for the anaerobic biodegradation of tetrachloroethene | 23 |
| 9. Laboratory-derived pathways for the aerobic and anaerobic biodegradation of 1,2,4-trichlorobenzene | 24 |
| 10. Laboratory-derived pathway for the aerobic biodegradation of 1,4-dichlorobenzene | 25 |
| 11. Laboratory-derived pathway for the aerobic biodegradation of chlorobenzene and 1,2-dichlorobenzene. | 26 |
| 12. Laboratory-derived pathways for the aerobic biodegradation of benzene, <i>o</i> -, and <i>m</i> -xylene | 28 |
| 13. Laboratory-derived pathways for the aerobic biodegradation of toluene | 29 |
| 14. Laboratory-derived pathways for the aerobic biodegradation of <i>p</i> -xylene | 30 |
| 15. Laboratory-derived pathway for the aerobic biodegradation of ethylbenzene | 31 |
| 16. Field and laboratory-derived pathways for the anaerobic biodegradation of the BTEX compounds—benzene, toluene, ethylbenzene, and xylene..... | 33 |
| 17. Laboratory-derived pathway for the aerobic biodegradation of methyl <i>tert</i> -butyl ether | 34 |
| 18. Laboratory-derived pathway for the aerobic biodegradation of <i>m</i> -cresol..... | 35 |
| 19. Laboratory-derived pathways for the aerobic biodegradation of styrene | 35 |

Tables

| | |
|---|----|
| 1. List of selected publications providing literature reviews and summaries of volatile organic compound degradation and behavior in ground water..... | 2 |
| 2. Names and synonyms of volatile organic compounds commonly detected in ground water | 4 |
| 3. The first four members of the straight-chain alkane series and associated alkyl radical..... | 5 |
| 4. Volatile organic compounds ranked by those frequently detected in ground water near landfills and hazardous waste dumps in the United States and the Federal Republic of Germany | 6 |
| 5. Volatile organic compounds detected in regional and national ground-water studies in the United States | 7 |
| 6. Volatile organic compounds detected in ground-water case studies at selected U.S. Department of Defense installations | 8 |
| 7. Major organic compounds in a typical gasoline blend..... | 9 |
| 8. Henry's Law constants for selected volatile organic compounds detected in ground water | 11 |
| 9. Water-solubility data for selected volatile organic compounds detected in ground water | 12 |
| 10. Density of selected volatile organic compounds detected in ground water compared to the density of water at 20 degrees Celsius..... | 13 |
| 11. Octanol-water partition coefficients for selected volatile organic compounds detected in ground water | 14 |
| 12. Soil-sorption partition coefficients for selected volatile organic compounds detected in ground water..... | 15 |
| 13. Common abiotic and biotic reactions involving halogenated aliphatic hydrocarbons..... | 16 |
| 14. Laboratory half-lives and by-products of the abiotic degradation (hydrolysis or dehydrohalogenation) of chlorinated alkane compounds detected in ground water. | 18 |
| 15. Mean half-life in days for the anaerobic biodegradation of selected chlorinated alkane and alkene compounds | 20 |
| 16. Laboratory or environmental half-lives and by-products for the aerobic and anaerobic biodegradation of selected chlorinated benzene compounds detected in ground water..... | 27 |
| 17. Average half-life for the aerobic biodegradation of the fuel compounds BTEX and methyl <i>tert</i> -butyl ether to carbon dioxide in an uncontaminated and contaminated matrix of aquifer sediments and ground water..... | 32 |
| 18. Mean half-life in days for the anaerobic biodegradation of the fuel compounds BTEX, and methyl <i>tert</i> -butyl ether, <i>tert</i> -butyl alcohol under various reducing conditions | 32 |

Abbreviations and Acronyms

| | |
|-----------------|---|
| ATSDR | Agency for Toxic Substances and Disease Registry |
| BTEX | benzene, toluene, ethylbenzene, xylenes |
| CA | chloroethane |
| CAA | Clean Air Act |
| CB | chlorobenzene |
| CERCLA | Comprehensive Environmental Response, Compensation, and Liability Act |
| CDC | Centers for Disease Control |
| CO ₂ | carbon dioxide |
| CSIA | compound-specific isotope analysis |
| CTET | carbon tetrachloride |
| CVOC | chlorinated volatile organic compounds |
| DCA | dichloroethane |
| 11-DCA | 1,1-dichloroethane |
| 12-DCA | 1,2-dichloroethane |
| 12-DCB | 1,2-dichlorobenzene |
| 13-DCB | 1,3-dichlorobenzene |
| 14-DCB | 1,4-dichlorobenzene |
| DCE | dichloroethene |
| 12-cDCE | <i>cis</i> -1,2-dichloroethene |
| 12-tDCE | <i>trans</i> -1,2-dichloroethene |
| DNA | deoxyribonucleic acid |
| DO | dissolved oxygen |
| FDA | U.S. Food and Drug Administration |
| gVOC | volatile gasoline compounds |
| H | Henry's Law constant |
| IUC | International Union of Chemistry |
| IUPAC | International Union of Pure and Applied Chemistry |
| K _{oc} | soil organic carbon partition coefficient |
| K _{ow} | octanol-water partition coefficient |
| MTBE | methyl <i>tert</i> -butyl ether |
| NAPL | non-aqueous phase liquid |
| ORD | Office of Research and Development |
| PCA | tetrachloroethane |
| PCE | tetrachloroethene |
| PLFA | phospholipid fatty acid |
| RCRA | Resource Conservation and Recovery Act |
| RFG | Reformulated Gasoline program |
| RNA | ribonucleic acid |
| SMA | signature metabolites analysis |
| TBA | <i>tert</i> -butyl alcohol |
| TCA | trichloroethane |
| 112-TCA | 1,1,2-trichloroethane |
| TCB | trichlorobenzene |
| 123-TCB | 1,2,3-trichlorobenzene |
| 124-TCB | 1,2,4-trichlorobenzene |
| TCE | 1,1,2-trichloroethene |
| TEA | terminal electron acceptor |
| 124-TMB | 1,2,4-trimethylbenzene |
| USEPA | U.S. Environmental Protection Agency |
| USGS | U.S. Geological Survey |
| VC | vinyl chloride |
| VOC(s) | volatile organic compound(s) |

Conversion Factors

| Multiply | By | To obtain |
|--|------------------------|---------------------------------------|
| microgram per liter ($\mu\text{g/L}$) | $6.243 \cdot 10^8$ | pound per cubic foot |
| microgram per liter ($\mu\text{g/L}$) | 1×10^{-3} | milligram per liter (mg/L) |
| milligram per liter (mg/L) | $6.243 \cdot 10^5$ | pound per cubic foot |
| gram mole per cubic meter (g mol/m^3) | 6.243×10^5 | pound per cubic foot |
| kiloPascal (kPa) | $9.8692 \cdot 10^{-3}$ | standard atmosphere |

Temperature in degrees Celsius ($^{\circ}\text{C}$) may be converted to degrees Fahrenheit ($^{\circ}\text{F}$) as follows:

$$^{\circ}\text{F} = (1.8 \times ^{\circ}\text{C}) + 32$$

Temperature in degrees Fahrenheit ($^{\circ}\text{F}$) may be converted to degrees Celsius ($^{\circ}\text{C}$) as follows:

$$^{\circ}\text{C} = (^{\circ}\text{F} - 32) / 1.8$$

Concentrations of chemical constituents in water are given either in milligrams per liter (mg/L) or micrograms per liter ($\mu\text{g/L}$).

Description, Properties, and Degradation of Selected Volatile Organic Compounds Detected in Ground Water—A Review of Selected Literature

By Stephen J. Lawrence

Abstract

This report provides abridged information describing the most salient properties and biodegradation of 27 chlorinated volatile organic compounds detected during ground-water studies in the United States. This information is condensed from an extensive list of reports, papers, and literature published by the U.S. Government, various State governments, and peer-reviewed journals. The list includes literature reviews, compilations, and summaries describing volatile organic compounds in ground water. This report cross-references common names and synonyms associated with volatile organic compounds with the naming conventions supported by the International Union of Pure and Applied Chemistry. In addition, the report describes basic physical characteristics of those compounds such as Henry's Law constant, water solubility, density, octanol-water partition ($\log K_{ow}$), and organic carbon partition ($\log K_{oc}$) coefficients. Descriptions and illustrations are provided for natural and laboratory biodegradation rates, chemical by-products, and degradation pathways.

Introduction

The presence of volatile organic compounds (VOCs) in ground water is a major concern to all who use ground water as a drinking water source because many of these compounds can adversely affect human health. Likewise, concern about VOCs in ground water is shared by State and Federal regulatory agencies responsible for protecting the ground-water resource from contaminants and for protecting human health. This report is prepared in cooperation with The Agency for Toxic Substances and Disease Registry, U.S. Department of Health and Human Services (ATSDR) and provides under one cover an abridged description of selected properties, and biodegradation information published in academic and government literature. In addition, the report cross references commonly used names with a generally accepted international naming convention for 27 VOCs frequently detected in ground water.

Purpose and Scope

The purpose of this report is to (1) list 27 VOCs frequently detected in ground water, (2) cross-reference common VOC names and synonyms associated with the naming conventions supported by the International Union of Pure and Applied Chemistry (IUPAC), (2) describe the basic chemical properties of selected VOCs by subclass, and (3) describe the various pathways and chemical by-products associated with the degradation of selected VOCs in ground water. The goal of the report is not to supplant previously published literature reviews on VOCs in ground water, but rather to condense that information, and information from other papers, into a "digest" or abridged document that describes only the most salient and generally accepted scientific information regarding nomenclature, properties, and degradation paths for 27 VOCs detected in ground water in the United States.

Available Literature Addressing Volatile Organic Compounds

The information for this report is condensed from selected academic and government literature published within the last 30 years (1975–2006) that describe laboratory and field experiments and ground-water studies of VOC. The 27 VOCs described in this report are among the VOCs commonly detected in aquifers and ground-water sources of drinking water in the United States (Zogorski and others, 2006).

The amount of academic, government, and popular literature addressing volatile organic compounds in ground water is vast and scattered among paper and electronic venues, some published and some unpublished. Reviewing this literature would be a daunting task and certainly beyond the scope for this report. Fortunately, a number of published papers and reports are readily available that reviewed, compiled, or summarized the properties, chemistry, or degradation paths of VOCs in ground water. Citations for several of these compilations and the information summarized are listed in table 1. Unless a report provided newly synthesized information, all facts or interpretations described in summary reports or literature reviews are cited using the primary source reported in the publication.

2 Description, Properties, and Degradation of Selected VOCs Detected in Ground Water

Table 1. List of selected publications providing literature reviews and summaries of volatile organic compound degradation and behavior in ground water.

[BTEX, benzene, toluene, ethyl benzene, xylenes; PCE, tetrachloroethylene; VOC, volatile organic compound; MTBE, methyl *tert*-butyl ether]

| Publication citation | Subject |
|----------------------------------|--|
| Aronson and others, 1999 | Aerobic biodegradation rates for BTEX, PCE |
| Aronson and Howard, 1997 | Anaerobic biodegradation rates for BTEX, naphthalene, styrene, chlorinated aliphatic compounds |
| Azadpour-Keeley and others, 1999 | Microbial degradation and natural attenuation of VOCs in ground water |
| Beek, 2001 | Natural degradation processes and rates for VOCs |
| Christensen and others, 2000 | Oxidation-reduction conditions in ground-water contaminant plumes |
| Howard and others, 1991 | Environmental degradation rates of chemical compounds |
| Vogel and others, 1987 | Chemical reactions involved in VOC degradation |
| Vogel, 1994 | Biodegradation of chlorinated solvents |
| Washington, 1995 | Hydrolysis rates of dissolved VOCs |
| Wiedemeier and others, 1998 | Natural attenuation of VOCs in ground water |
| Wilson and others, 2005 | Natural attenuation of MTBE in ground water |

Although a large amount of the citations in the academic or government literature or on the Internet are published through reliable agencies or entities, some citations reference obscure sources or sources that are generally inaccessible to the public. Because of this issue, the literature cited in this report is confined to the body of work that is available and easily accessed through mainstream academic journals, State or Federal agencies using various libraries, or online databases on the Internet.

In general, the academic literature focuses on VOCs from two perspectives: (1) analytical and physical chemistry and (2) environmental occurrence, transport, and fate. The analytical and physical chemistry literature provide information on the physico-chemical properties of VOCs—such as experimental and computed Henry's Law constants, fugacity, water solubility, organic carbon solubility, octanol-water partition coefficients, partitioning among various physical phases (that is, gas, liquid, solid), experimentally derived and computer-simulated reaction rates, microbial degradation, and reaction types (that is, hydrolysis, oxidation-reduction, dehalogenation). The literature describing the environmental occurrence, transport, and fate of VOCs in ground water primarily deals with site-specific contamination, and the abiotic and microbial transformation, attenuation, and degradation observed in ground water. Some of those documents attempt to confirm or apply *in vitro* (laboratory microcosm) results to contaminated areas *in situ* and many are written from a remediation perspective.

The local, State, territorial, and U.S. Government literature on VOCs in ground water typically encompass issues important to its citizenry in an environmental or regulatory context. This literature commonly involves larger geographical areas than those of a typical academic paper. With some exceptions, publications of the U.S. Geological Survey (USGS) are less attentive to site-specific contamination in ground water and more attentive to contamination issues of areal, regional, or national importance (Grady, 2003; Hamlin and others, 2002, 2005; Moran, 2006; Zogorski and others,

2006). One exception is the USGS Toxic Substances Hydrology Program (<http://toxics.usgs.gov/>), which routinely publishes USGS reports and scientific articles in refereed journals. The primary focus of that program is site-specific fate and transport studies involving trace metal and organic (including VOCs) contamination in ground water.

In contrast to USGS reports, the literature produced by the U.S. Environmental Protection Agency (USEPA) primarily focuses on applying scientific results to regulatory and remediation issues in compliance with the Clean Air and Clean Water Acts and their amendments, and those statutes underwriting the Resource Conservation and Recovery Act (RCRA) and the Comprehensive Environmental Response, Compensation, and Liability Act (CERCLA). The Office of Research and Development (ORD) is the scientific research arm of the USEPA that routinely publishes reports addressing the fate and transport of VOCs in ground water within a regulatory context. Moreover, each State and territory within the United States publishes scientific and regulatory literature regarding the occurrence of VOCs in ground water and its transport, fate, and impact on human and ecological health that are specific to those States. Other government agencies such as the Centers for Disease Control (CDC) and the ATSDR publish printed and electronic literature relating the potential human-health effects of VOCs in drinking water.

Paper and electronic literature published by the popular press, such as sports and outdoor magazines, and publications of environmental groups such as the Sierra Club and the Nature Conservancy typically use academic and government publications as sources for their articles. These articles are intended to educate their readers and members on environmental contamination and regulatory issues. With the exception of literature published by the popular press, the literature selected and used in this report spans the venues described in preceding paragraphs. Most of this literature, particularly the environmental fate and transport literature, focuses on fewer than 30 VOCs in ground water.

Naming Conventions and Descriptions of Volatile Organic Compounds in Ground Water

The compounds addressed in this report belong to the class of organic chemicals called volatile organic compounds (VOCs). Depending on the source, a VOC has two definitions—one within a physico-chemical context and the other within a regulatory context. The physico-chemical definition of a VOC as stated by Australia's National Pollutant Inventory is: *Any chemical compound based on carbon chains or rings (and also containing hydrogen) with a vapor pressure greater than 2 mm of mercury (mm Hg) at 25 degrees Celsius (°C). These compounds may contain oxygen, nitrogen and other elements. Substances that are specifically excluded are: carbon dioxide, carbon monoxide, carbonic acid, carbonate salts, metallic carbides and methane* (Australian Department of Environment and Heritage, 2003). A physico-chemical definition of VOC as explicit as that from Australia and originating in the United States was not found during extensive Internet searches. In the United States, the regulatory definition of VOC is provided by the USEPA under the Clean Air Act and published in the Code of Federal Regulations—*Volatile organic compound (VOC) means any compound of carbon, excluding carbon monoxide, carbon dioxide, carbonic acid, metallic carbides or carbonates, and ammonium carbonate, which participates in atmospheric photochemical reactions* (U.S. Environmental Protection Agency, 2000a).

Among the academic, government, and popular literature, it is common to find a confusing variety of names used to identify VOCs. For example, tetrachloroethene (IUPAC name) is also known as perchloroethylene, PCE, and tetrachloroethylene (table 2). Furthermore, some compounds are identified using the various brand names under which they are sold. The name used to identify any particular compound may depend on a number of variables. These variables include the area or region where the compound is used (for example, Europe, United States, Northeastern United States, and so forth), the type of publication referring to the compound (journal article, administrative report, government report, or popular magazine), the popularity of that name in recently published literature, and the profession of the person using the name (that is, analytical chemist, environmental scientist, environmental toxicologist, biologist or ecologist, organic chemist, journalist, farmer, and so forth). Because of the numerous name variations for VOCs, attempts to merge information from a variety of venues “on-the-fly” for a particular compound are tedious, confusing, and fraught with error. As early as the late 1800s, chemists and others recognized the need for a consistent naming convention for all chemical compounds.

In 1889, an international consortium of chemists, encouraged by the need for a consistent naming convention for all chemical compounds, formed the International Union of Chemistry (IUC). During 1892 at a meeting in Geneva,

Switzerland, the IUC was formalized with a goal to create a system of rules for naming chemical compounds (Geneva Rules). The Geneva Rules established the foundation, the framework, and the initial rules for a consistent, international naming convention for all chemical compounds, including the complex organic compounds. Since this first meeting, the IUC has evolved into the International Union of Pure and Applied Chemistry (IUPAC), an organization responsible for creating new rules and keeping established rules current (Brown and LeMay, 1977, p. 723). The history of the IUPAC organization and the Geneva Rules establish provenance for the formal names given to the VOCs described in this report.

Under the IUPAC naming convention, VOCs are commonly assigned to two general groups: (1) aliphatic hydrocarbons (alkanes, alkenes), and (2) aromatic hydrocarbons (Brown and LeMay, 1977). An alkane is a straight chain or cyclic (ring-like; such as cycloalkane) structure that consists of carbon-carbon and carbon-hydrogen single bonds. A chlorinated alkane also contains at least one chlorine-carbon single bond. A chemical bond is the electrical attraction between two atoms, one that has a negative charge and the other a positive charge. In organic compounds, these chemical bonds are covalent, meaning that two bonded atoms share electrons (Brown and LeMay, 1977). An alkene is typically a straight-chain structure that contains at least one carbon-carbon double bond. A chlorinated alkene also contains at least one chlorine-carbon single bond. These double bonds indicate stronger covalent bonds between two carbon atoms and impart more stability to the compound than the single bond in an alkane compound.

In contrast to the aliphatic compounds, aromatic compounds are those with alternating carbon-carbon single and double bonds arranged in a ring structure. Benzene is the most commonly recognized aromatic compound (Brown and LeMay, 1977). Chlorinated aromatic compounds also contain one chlorine-carbon single bond (for example, chlorobenzene). Aromatic compounds are typically more resistant to degradation (more stable) than the alkane and alkene compounds.

The aliphatic and the aromatic hydrocarbons are commonly subgrouped even further based on the presence of attached halogen atoms (chlorine as chloro, bromine as bromo, or fluorine as fluoro) or functional groups including, but not limited to, alkyl radicals. The VOC subgroups include the alkyl benzenes (such as methylbenzene), chlorinated alkanes (such as 1,2-dichloroethane), chlorinated alkenes (such as 1,1-dichloroethene), and the chlorinated aromatics (such as 1,2-dichlorobenzene; table 2). The alkyl radicals are the lower molecular weight alkanes minus one hydrogen atom (table 3) and are highly reactive compounds that can easily displace a hydrogen atom on another molecule. Halogenated or alkylated aromatics such as chlorobenzene or toluene are more easily degraded than benzene in aerobic and anaerobic ground water because the stability of the benzene ring is reduced and the ring is weakened (Borden and others, 1997). Adding halides or alkyl groups to the ring structure disperses the electrical charges from the carbon-carbon bonds on the ring and weakens that bond.

4 Description, Properties, and Degradation of Selected VOCs Detected in Ground Water

Table 2. Names and synonyms of volatile organic compounds commonly detected in ground water.

[IUPAC, International Union of Pure and Applied Chemistry; CAS, Chemical Abstract Services; —, not applicable]

| IUPAC name ¹ | Common or alternative name (synonyms) ² | Other possible names ² | Predominant source | CAS number ¹ |
|----------------------------------|---|---|---|-------------------------|
| Alkyl benzenes | | | | |
| 1,2-dimethylbenzene | <i>o</i> -xylene | The X in BTEX, dimethyltoluene, Xylol | gasoline | 95-47-6 |
| 1,3-dimethylbenzene | <i>m</i> -xylene | | | 108-38-3 |
| 1,4-dimethylbenzene | <i>p</i> -xylene | | | 106-42-3 |
| ethylbenzene | — | The E in BTEX, Ethylbenzol, phenyl-ethane | gasoline | 100-41-4 |
| methylbenzene | toluene | The T in BTEX, phenylmethane, Methacide, Toluol, Antisal 1A | gasoline | 108-88-3 |
| 1,2,4-trimethylbenzene | pseudocumene | pseudocumol, asymmetrical trimethyl-benzene | gasoline | 95-63-6 |
| Aromatic hydrocarbons | | | | |
| benzene | — | The B in BTEX, coal naphtha, 1,3,5-cyclohexatriene, mineral naphtha | gasoline | 71-43-2 |
| naphthalene | naphthene | — | gasoline, organic synthesis | 91-20-3 |
| stryrene | vinyl benzene | phenethylene | gasoline, organic synthesis | 100-42-5 |
| Ethers | | | | |
| 2-methoxy-2-methylpropane | methyl <i>tert</i> -butyl ether, MTBE | <i>tert</i> -butyl methyl ether | fuel oxygenate | 1634-04-4 |
| Chlorinated alkanes | | | | |
| chloroethane | ethyl chloride, monochloroethane | hydrochloric ether, muriatic ether | solvent | 75-00-3 |
| chloromethane | methyl chloride | — | solvent | 74-87-3 |
| 1,1-dichloroethane | ethylidene dichloride | — | solvent, degreaser | 75-34-3 |
| 1,2-dichloroethane | ethylidene dichloride | glycol dichloride, Dutch oil | solvent, degreaser | 107-06-2 |
| tetrachloromethane | carbon tetrachloride | perchloromethane, methane tetrachloride | solvent | 56-23-5 |
| 1,1,1-trichloroethane | methyl chloroform | — | solvent, degreaser | 71-55-6 |
| Chlorinated alkenes | | | | |
| chloroethene | vinyl chloride | chloroethylene, monochloroethene, monovinyl chloride (MVC) | organic synthesis, degradation product | 75-01-4 |
| 1,1-dichloroethene | 1,1-dichloroethylene, DCE | vinylidene chloride | organic synthesis, degradation product | 75-35-4 |
| <i>cis</i> -1,2-dichloroethene | <i>cis</i> -1,2-dichloroethylene | 1,2 DCE, Z-1,2-dichloroethene | solvent, degradation product | 156-59-2 |
| <i>trans</i> -1,2-dichloroethene | <i>trans</i> -1,2-dichloroethylene | 1,2 DCE, E-1,2-dichloroethene | solvent, degradation product | 156-60-2 |
| dichloromethane | methylene chloride | — | solvent | 74-09-2 |
| Chlorinated alkenes | | | | |
| tetrachloroethene | perchloroethylene, PCE, 1,1,2,2-tetrachloroethylene | ethylene tetrachloride, carbon dichloride, PERC®, PERK® | solvents, degreasers | 127-18-4 |
| 1,1,2-trichloroethene | 1,1,2-trichloroethylene, TCE | acetylene trichloroethylene | solvents, degreasers organic synthesis | 79-01-6 |
| Chlorinated aromatics | | | | |
| chlorobenzene | monochlorobenzene | benzene chloride, phenyl chloride | solvent, degreaser | 108-90-7 |
| 1,2-dichlorobenzene | <i>o</i> -dichlorobenzene | ortho dichlorobenzol | organic synthesis | 95-50-1 |
| 1,2,3-trichlorobenzene | 1,2,6-trichlorobenzene | — | organic synthesis | 87-61-6 |
| 1,2,4-trichlorobenzene | 1,2,4-trichlorobenzol | — | organic synthesis | 102-82-1 |

¹International Union of Pure and Applied Chemistry, 2006

²U.S. Environmental Protection Agency, 1995

The simplest IUPAC rules for naming organic chemicals are those for the alkane compounds. First, the compound is named for the longest carbon-carbon (C-C) chain in the compound. If the compound contains a halogen or a branching alkyl group, then each carbon in the compound is numbered starting at the end that is closest to the halogen or alkyl group. The longest carbon chain may include the original branching alkyl group and result in a branching alkyl group with a different carbon position and name. After identifying the longest C-C chain in the compound, the numerical position of the alkyl group or halogen, if any, on a particular carbon is determined. The alkyl group is named based on the number of carbon atoms it contains corresponding to a name in the alkane series (table 3). To illustrate the IUPAC naming process, consider the following example: before the IUPAC rules, a seven-carbon alkane (septane) with an ethyl functional group (table 3) on the second carbon would be named 2-ethyl septane (fig. 1). Under IUPAC rules, however, the longest carbon chain in this example begins at the first carbon in the ethyl group. This new carbon chain contains eight carbon atoms rather than the original seven and is now called octane. Moreover, the octane compound now has a methyl group branching from its third carbon. Therefore, the new IUPAC name is 3-methyl octane (fig. 1).

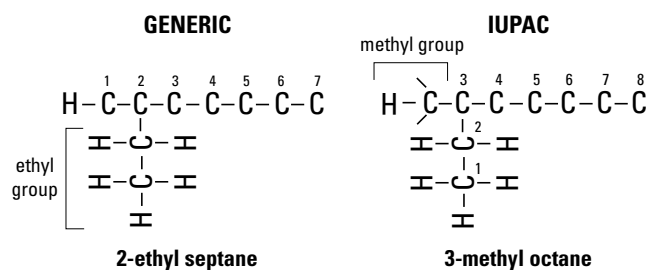


Figure 1. Generic and International Union of Pure and Applied Chemistry (IUPAC) naming conventions for the same aliphatic compound.

Table 3. The first four members of the straight-chain alkane series and associated alkyl radical.¹

[IUPAC, International Union of Physical and Applied Chemistry; C, carbon atom; H, hydrogen atom; *n*, normal; *t*, tertiary; °C, degrees Celsius]

| Alkane series condensed formula (IUPAC name) ² | Number of carbon atoms in chain | Alkyl group, condensed formula (IUPAC name) ² | Boiling point (°C) |
|---|---------------------------------|---|--------------------|
| CH ₄ (<i>methane</i>) | 1 | CH ₃ -- [methyl] | -161 |
| CH ₃ CH ₃ (<i>ethane</i>) | 2 | CH ₃ CH ₂ -- [ethyl] | -89 |
| CH ₃ CH ₂ CH ₃ (<i>propane</i>) | 3 | CH ₃ CH ₂ CH ₂ -- [<i>n</i> -propyl] --CHCH ₃ CH ₃ [isopropyl] | -44 |
| CH ₃ CH ₂ CH ₂ CH ₃ (<i>butane</i>) | 4 | CH ₃ CH ₂ CH ₂ CH ₂ -- [<i>n</i> -butyl] CH ₃ CH ₃ C-- [<i>t</i> -butyl] CH ₃ | -0.5 |

Under IUPAC naming conventions, higher molecular weight alkanes are not typically present as alkyl radicals in volatile organic compounds

¹Brown and LeMay, 1977, tables 24.1, 24.2

²International Union of Pure and Applied Chemistry, 2006

Sources of Volatile Organic Compounds Detected in Ground Water

A relatively large amount of literature exists that describes VOCs in ground water at specific, known areas of contamination. Few documents, however, describe VOC contamination in a regional or national context. One report by Arneth and others (1989) lists the top 15 VOCs detected in ground water near landfills in the United States and in Germany (table 4). This list shows that the VOCs contaminating ground water near landfills are similar in both countries. Most of these VOCs are chlorinated solvents (CVOCs) and gasoline compounds (gVOCs). Furthermore, the frequency of VOCs detected in representative studies completed on national, regional, and site-specific scales in the United States show a remarkable similarity to those in table 4 (table 5; Delzer and Ivahnenko, 2003; Moran, 2006; Zogorski and others, 2006). Although the number of VOCs analyzed in ground-water samples is large for national and regional studies, the most commonly detected compounds, primarily CVOCs and gVOCs, are similar to those at site-specific studies completed at U.S. Department of Defense installations (table 6). The 10 most commonly detected VOCs in the studies summarized in tables 5 and 6 are methyl *tert*-butyl ether (MTBE), tetrachloroethene (PCE), 1,1,2-trichloroethene (TCE), methylbenzene

(toluene), 1,1,1-trichloroethane (111-TCA), benzene, *cis*-1,2-dichloroethene (12-cDCE), 1,1-dichloroethane (11-DCA), *trans*-1,2-dichloroethene (12-tDCE), the dimethylbenzenes (*m*-, *o*-, *p*-xylenes)

Sources of Chlorinated Alkanes

The chlorinated solvents within the alkane group are listed in table 2. The CVOCs are typically used in the manufacturing of industrial, chemical, electronic, and consumer goods (Smith and others, 1988; U.S. Environmental Protection Agency, 2005b). In addition, these compounds are heavily used as solvents in cleaning and degreasing products. For example, 111-TCA is used as a solvent for adhesives and in metal degreasing, pesticides, textile processing, cutting fluids, aerosols, lubricants, cutting oil formulations, drain cleaners, shoe polishes, spot cleaners, printing inks, and stain repellents.

Carbon tetrachloride (CTET) was used as feedstock for the production of chlorofluorocarbon gases, such as dichlorodifluoromethane (F-12) and trichlorofluoromethane (F-11), which were used as aerosol propellants in the 1950s and 1960s (Holbrook, 1992). During 1974, the U.S. Food and Drug Administration (FDA) banned the sale of CTET in any product used in the home and the USEPA regulated the use of chlorofluorocarbon gases as aerosols or propellants. By 2000, CTET production for nonfeedstock purposes was phased-out completely.

Table 4. Volatile organic compounds ranked by those frequently detected in ground water near landfills and hazardous waste dumps in the United States and the Federal Republic of Germany.¹

[IUPAC, International Union of Physical and Applied Chemistry; —, not applicable]

| Rank | United States of America | | Federal Republic of Germany | |
|------|----------------------------------|---|----------------------------------|--|
| | IUPAC name ² | Common or alternative name | IUPAC name ² | Common or alternative name |
| 1 | 1,1,2-trichloroethene | 1,1,2-trichloroethylene, TCE | tetrachloroethene | perchloroethylene, tetrachloroethylene, PCE |
| 2 | tetrachloroethene | perchloroethylene, tetrachloroethylene, PCE | 1,1,2-trichloroethene | 1,1,2-trichloroethylene, TCE |
| 3 | <i>cis</i> -1,2-dichloroethene | <i>cis</i> -1,2-DCE | <i>trans</i> -1,2-dichloroethene | <i>trans</i> -1,2-DCE |
| 4 | benzene | benzene | trichloromethane | — |
| 5 | chloroethene | vinyl chloride | 1,1-dichloroethene | 1,1-dichloroethylene, DCE |
| 6 | trichloromethane | — | dichloromethane | methylene chloride |
| 7 | 1,1,1-trichloroethane | methyl chloroform | 1,1,1-trichloroethane | methyl chloroform |
| 8 | dimethylbenzene | xylene | 1,1-dichloroethane | ethylene dichloride |
| 9 | <i>trans</i> -1,2-dichloroethene | <i>trans</i> -1, 2-dichloroethylene | 1,2-dichloroethane | ethylene dichloride |
| 10 | methylbenzene | toluene | phenol | — |
| 11 | ethylbenzene | ethylbenzene | acetone | dimethyl ketone, 2-propanone, and beta-ketopropane |
| 12 | dichloromethane | methylene chloride | toluene | methyl benzene |
| 13 | dichlorobenzene, total | — | bis-(2-ethylhexyl)-phthalate | — |
| 14 | chlorobenzene | chlorobenzene | benzene | benzene |
| 15 | tetrachloromethane | carbon tetrachloride | chloroethene | vinyl chloride |

¹Arneth and others, 1989, p. 399

²International Union of Pure and Applied Chemistry, 2006

Table 5. Volatile organic compounds detected in regional and national ground-water studies in the United States.

[µg/L, micrograms per liter; [12], percentage of samples above the analytical reporting limit; <, less than; ND, not detected above analytical reporting level]

| Rank | Statewide, ground water in Wisconsin ¹ | Ground water in the Santa Ana River Basin, California ² | Ground-water and drinking-water supply wells in the United States (concentrations greater than 0.2 µg/L) ³ | | |
|------|---|--|---|--|--|
| | | | Aquifer studies ⁴ | Domestic water-supply wells ⁵ | Public water-supply wells ⁶ |
| 1 | dichloromethane [16.3] | 1,1,2-trichloroethene (TCE) [12] | tetrachloroethene (PCE) [3.7] | 2-methoxy-2-methylpropane (MTBE) [2.9] | 2-methoxy-2-methylpropane (MTBE) [5.4] |
| 2 | 1,1-dichloroethane [13.6] | 1,1,1-trichloroethane [10.5] | 2-methoxy-2-methylpropane (MTBE) [2.8] | tetrachloroethene (PCE) [2.0] | tetrachloroethene (PCE) [5.3] |
| 3 | <i>cis</i> -1,2-dichloroethene, 1,1-dichloroethane [13.6] | tetrachloroethene (PCE) [9.1] | 1,1,2-trichloroethene (TCE) [2.6] | 1,1,1-trichloroethane [1.4] | 1,1,2-trichloroethene (TCE) [4.3] |
| 4 | 1,1,2-trichloroethene (TCE) [13.3] | 1,1-dichloroethene [5.7] | methylbenzene [1.9] | methylbenzene [1.0] | 1,1,1-trichloroethane [2.2] |
| 5 | methylbenzene [11.6] | 2-methoxy-2-methylpropane (MTBE) [5.3] | 1,1,1-trichloroethane [1.7] | chloromethane [.97] | 1,1-dichloroethane [2.0] |
| 6 | tetrachloroethene (PCE) [9.8] | <i>cis</i> -1,2-dichloroethene [4.3] | chloromethane [1.1] | 1,1,2-trichloroethene (TCE) [.92] | <i>cis</i> -1,2-dichloroethene [1.5] |
| 7 | benzene [8.5] | methylbenzene [3.8] | <i>trans</i> -1,2-dichloroethene [0.91] | dichloromethane [.67] | 1,1-dichloroethene (DCE) [1.3] |
| 8 | chloroethene [8.0] | 1,1-dichloroethane [2.9] | dichloromethane [0.89] | 1,2,4-trimethylbenzene [.32] | <i>trans</i> -1,2-dichloroethene [1.0] |
| 9 | 1,3- and 1,4-dimethylbenzenes [7.9] | benzene [1.4] | 1,1-dichloroethane [0.86] | 1,1-dichloroethane [.29] | methylbenzene [1.0] |
| 10 | 1,1,1-trichloroethane [7.8] | 1,2-dimethylbenzene [1.4] | 1,1-dichloroethene [0.66] | benzene, 1,2-dichloroethane [.21] | tetrachloromethane [.73] |
| 11 | ethylbenzene [7.6] | 1,3- and 1,4-dimethylbenzene [1.4] | benzene [.63] | tetrachloromethane [.21] | 1,3- and 1,4-dimethylbenzene [0.60] |
| 12 | 1,2,4-trimethylbenzene [7.1] | <i>trans</i> -1,2-dichloroethene [<1] | 1,2,4-trimethylbenzene [.63] | 1,1-dichloroethene [.21] | 1,2-dichloroethane [.56] |
| 13 | 1,2-dimethylbenzene [6.8] | dichloromethane [<1] | 1,2-dichloroethane [.47] | total xylenes [0.21] | 1,2-dimethylbenzene [.48] |
| 14 | chloromethane [6.7] | ethylbenzene [<1] | <i>cis</i> -1,2-dichloroethene [.42] | <i>cis</i> -1,2-dichloroethene [.18] | benzene, dichloromethane, ethylbenzene [.46] |
| 15 | naphthalene [6.5] | naphthalene [<1] | total xylenes [.38] | naphthalene [.15] | chloromethane [.38] |
| 16 | chloroethane [6.3] | tetrachloromethane [<1] | tetrachloromethane [.31] | ethylbenzene [.12] | 1,2,4-trimethylbenzene [0.32] |
| 17 | chlorobenzene [4.3] | 1,2,4-trimethylbenzene [<1] | chloroethane [.29] | chloroethane [.093] | chloroethane [.28] |
| 18 | 1,2-dichloroethane [3.7] | chlorobenzene [ND] | chloroethene [.26] | chloroethene [.083] | vinyl benzene [.19] |
| 19 | <i>trans</i> -1,2-dichloroethene [3.3] | chloroethane [ND] | ethylbenzene [.26] | <i>trans</i> -1,2-dichloroethene [.045] | chlorobenzene, 1,2-dichlorobenzene [.18] |
| 20 | 1,1-dichloroethene (DCE) [2.6] | chloromethane [ND] | chlorobenzene [.17] | chlorobenzene [.042] | chloroethene [.18] |
| 21 | 1,2-dichlorobenzene [2.4] | chloroethene [ND] | naphthalene [.16] | 1,2-dichlorobenzene [.042] | naphthalene [.10] |
| 22 | 2-methoxy-2-methylpropane (MTBE) [2.3] | 1,2-dichlorobenzene [ND] | 1,2-dichlorobenzene [.12] | vinyl benzene [ND] | 1,2,4-trichlorobenzene [ND] |
| 23 | tetrachloromethane [1.8] | 1,2-dichloroethane [ND] | vinyl benzene [ND] | 1,2,4-trichlorobenzene [ND] | 1,3-dichlorobenzene [ND] |
| 24 | vinyl benzene [1.2] | 1,2,3-trichlorobenzene [ND] | 1,2,3-trichlorobenzene [ND] | 1,1,2-trichloroethane [ND] | 1,1,2-trichloroethane [ND] |
| 25 | 1,2,4-trichlorobenzene, 1,1,2-trichloroethane [<1.0] | vinyl benzene [ND] | | 1,2,3-trichlorobenzene [ND] | 1,2,3-trichlorobenzene [ND] |

¹1,305–4,086 samples (Wisconsin Department of Natural Resources, 2000)

²9–112 samples (Hamlin and others, 2002)

³Zogorski and others, 2006

⁴1, 710–3,498 samples

⁵1,190–1,208 samples

⁶828–1,096 samples

8 Description, Properties, and Degradation of Selected VOCs Detected in Ground Water

Table 6. Volatile organic compounds detected in ground-water case studies at selected U.S. Department of Defense installations.

[[43.3], percentage of samples with a detected concentration; ND, not detected above analytical reporting level]

| Rank | Dover Air Force Base, Maryland ¹ | U.S. Army Armament Research and Development Center, Picatinny, New Jersey, 1958–85 ² | U.S. Naval Undersea Warfare Center, Washington, D.C. ³ | Wright-Patterson Air Force Base, Ohio, 1993–94 ⁴ |
|------|--|---|---|---|
| 1 | 2-methoxy-2-methylpropane (MTBE) [25.5] | 1,1,2-trichloroethene (TCE) [58.5] | chloroethene [64] | 1,1,2-trichloroethene (TCE) [12.5] |
| 2 | <i>cis</i> -1,2-dichloroethene [21.7] | tetrachloroethene (PCE) [24.9] | <i>cis</i> -1,2-dichloroethene [59] | tetrachloroethene (PCE) [5.8] |
| 3 | 1,1,2-trichloroethene (TCE) [20.3] | <i>trans</i> -1,2-dichloroethene (DCE) [18.6] | <i>trans</i> -1,2-dichloroethene [44.8] | 1,1,1-trichloroethane [2.3] |
| 4 | tetrachloroethene (PCE) [13.7] | 1,1,1-trichloroethane [16.8] | 1,1,2-trichloroethene (TCE) [40.4] | chloromethane [2.3] |
| 5 | benzene [10.4] | 1,1-dichloroethane [9.6] | total BTEX compounds [40.1] | <i>cis</i> - and <i>trans</i> -1,2-dichloroethene [1.2] |
| 6 | methylbenzene [6.6] | <i>cis</i> -1,2-dichloroethene (DCE) [9.6] | 1,1-dichloroethane [37.2] | chloroethene [.9] |
| 7 | dimethylbenzenes (<i>m</i> -, <i>p</i> -xylene) [3.7] | methylbenzene (toluene) [4.4] | chloroethane [33.9] | dichloromethane [.9] |
| 8 | ethylbenzene [2.3] | benzene [2.6] | 1,1-dichloroethene [31.3] | methylbenzene [.6] |
| 9 | chloroethene [ND] | — | tetrachloroethene (PCE) [9.6] | benzene [.3] |
| 10 | — | — | 1,1,1-trichloroethane [6.9] | chloroethane [.3] |
| 11 | — | — | — | tetrachloromethane [.3] |

¹212 samples (Barbaro and Neupane, 2001; Guertal and others, 2004)

²607 samples (Sargent and others, 1986)

³121–179 samples (Dinicola and others, 2002)

⁴343 samples (Schalk and others, 1996)

Chemical manufacturing is the largest use of 11-DCA and 1,2-dichloroethane (12-DCA). Both compounds serve as an intermediate during the manufacture of chloroethene (vinyl chloride, VC), 111-TCA, and to a lesser extent high-vacuum rubber. Both DCA isomers also are used as a solvent for plastics, oils, and fats, and in cleaning agents and degreasers (Agency for Toxic Substances and Disease Registry, 1990c, p. 51; 2001, p. 160). About 98 percent of the 12-DCA produced in the United States is used to manufacture VC. Smaller amounts of 12-DCA are used in the synthesis of vinylidene chloride, TCE, PCE, aziridines, and ethylene diamines, and in other chlorinated solvents (U.S. Environmental Protection Agency, 1995).

The compound 111-TCA was initially developed as a safer solvent to replace other chlorinated and flammable solvents. The compound is used as a solvent for adhesives (including food packaging adhesives) and in metal degreasing, pesticides, textile processing, cutting fluids, aerosols, lubricants, cutting oil formulations, drain cleaners, shoe polishes, spot cleaners, print-

ing inks, and stain repellents, among other uses (Agency for Toxic Substances and Disease Registry, 2004, p. 181). The other TCA isomer, 1,1,2-trichloroethane (112-TCA), has limited use as a common, general-use solvent but is used in the production of chlorinated rubbers (Archer, 1979). In some cases, 112-TCA may be sold for use in consumer products (Agency for Toxic Substances and Disease Registry, 1989, p. 59).

Before 1979, the single largest use of chloroethane was in the production of tetraethyl lead. As recently as 1984, the domestic production of tetraethyl lead accounted for about 80 percent of the chloroethane consumed in the United States; whereas about 20 percent was used to produce ethyl cellulose, and used in solvents, refrigerants, topical anesthetics, and in the manufacture of dyes, chemicals, and pharmaceuticals. Since the 1979 ban on tetraethyl lead in gasoline and its subsequent phase out in the mid-1980, the production of chloroethane in recent years has declined substantially in the United States (Agency for Toxic Substances and Disease Registry, 1998, p. 95).

Sources of Chlorinated Alkenes and Benzenes

The chlorinated alkenes listed in table 2 include two of the most widely used and distributed solvents in the United States and Europe. These solvents, PCE and TCE, also are among the most common contaminants in ground water (tables 5 and 6). The textile industry uses the largest amount of PCE during the processing, finishing of raw and finished textiles, and for industrial and consumer dry cleaning (U.S. Environmental Protection Agency, 2005b, Web page: http://www.epa.gov/opptintr/chemfact/f_perchl.txt, accessed May 23, 2006). Most of the TCE used in the United States is for vapor degreasing of metal parts and some textiles (U.S. Environmental Protection Agency, 2005b, Web page: <http://www.epa.gov/OGWDW/dwh/t-voc/trichlor.html>, accessed May 23, 2006). Other uses of PCE and TCE include manufacturing of pharmaceuticals, other organic compounds, and electronic components, and in paint and ink formulations (Smith and others, 1988).

Four chlorinated benzenes commonly detected in ground-water contamination studies include chlorobenzene (CB), 1,2-dichlorobenzene (12-DCB), and two isomers of trichlorobenzene, 1,2,3-trichlorobenzene (123-TCB) and 1,2,4-trichlorobenzene (124-TCB; tables 5 and 6). Chlorobenzene is commonly used as a solvent for pesticide formulations, in the manufacturing of di-isocyanate, as a degreaser for automobile parts, and in the production of nitrochlorobenzene. Solvent uses accounted for about 37 percent of chlorobenzene consumption in the United States during 1981 (Agency for Toxic Substances and Disease Registry, 1990a, p. 45). The compound 12-DCB is used primarily to produce 3,4-dichloroaniline herbicides (Agency for Toxic Substances and Disease Registry, 1990b, p. 263). The two trichlorobenzene isomers are primarily used as dye carriers in the textile industry. Other uses include septic tank and drain cleaners, the production of herbicides and higher chlorinated benzenes, as wood preservatives, and in heat-transfer liquids (U.S. Environmental Protection Agency, 2005b, Web page: <http://www.epa.gov/OGWDW/dwh/t-voc/t-124-tric.html>, accessed May 23, 2006).

Sources of Gasoline Compounds

At a basic level, gasoline production is simply a process of sequential distillations that separate, by vaporization, volatile hydrocarbons from crude oil. Typically, these hydrocarbons are the lower molecular weight compounds that commonly are the most volatile compounds in crude oil. More advanced methods such as heat "cracking" are used to breakdown the complex aromatic hydrocarbons in crude oil into smaller, more volatile compounds that are easily distilled. Once the hydrocarbons are in a vapor form, a condensation process cools the vapor and the

resulting liquid is collected for further refining. The hydrocarbon composition of gasoline depends on the source of the crude oil used, the refining process, the refiner, the consumer demand, the geographic location of the refinery, and the distributional area of the gasoline (Harper and Liccione, 1995).

Gasoline is typically a mixture of various hydrocarbons that include alkanes, cycloalkanes, cycloalkenes, alkylbenzenes, and aromatic compounds, and some oxygenated alcohol additives (table 7). Many of the hydrocarbons in gasoline are additives and blending agents intended to improve the performance and stability of gasoline. These additives typically consist of oxygenates such as methyl *tert*-butyl ether (MTBE), ethanol, or methanol, antiknock agents, antioxidants, metal deactivators, lead scavengers, antirust agents, anti-icing agents, upper-cylinder lubricants, detergents, and dyes. At the end of the refining process, finished gasoline commonly contains more than 150 separate compounds; however, some blends may contain as many as 1,000 compounds (Harper and Liccione, 1995).

Table 7. Major organic compounds in a typical gasoline blend.¹

[n, C₅-C₁₃ carbon chain; MTBE, methyl *tert*-butyl ether; TBA, *tert*-butyl alcohol]

| Major compounds | Percent composition by weight |
|--|-------------------------------|
| n-alkanes | 17.3 |
| Branched alkanes | 32.0 |
| Cycloalkanes | 5.0 |
| Olefins | 1.8 |
| Aromatic hydrocarbons | 30.5 |
| Benzene | 3.2 |
| Toluene | 4.8 |
| Ethylbenzene | 1.4 |
| Xylenes | 6.6 |
| Other benzenes | 11.8 |
| Other aromatics | 2.7 |
| Other possible additives | |
| Octane enhancers: MTBE, TBA, ethanol | |
| Antioxidants: N, N'-dialkylphenylenediamines, di- and tri-alkylphenols, butylated methyl, ethyl and dimethyl phenols | |
| Metal deactivators: various N, N'-disalicylidene compounds | |
| Ignition controllers: tri- <i>o</i> -cresylphosphate (TOCP) | |
| Detergents/dispersants: alkylamine phosphates, poly-isobutene amines, long-chain alkyl phenols, alcohols, carboxylic acids, and amines | |
| Corrosion inhibitors: phosphoric acids, sulfonic acids, carboxylic acids | |

¹Harper and Liccione, 1995

BTEX Compounds (Benzene, Toluene, Ethylbenzene, and Xylene)

About 16 percent of a typical gasoline blend consists of BTEX compounds (collectively, benzene, toluene, ethylbenzene, and three xylene compounds; table 7). Of the different components contained in gasoline, BTEX compounds are the largest group associated with human-health effects. Because of the adverse impact on human health, BTEX compounds are typically the fuel components analyzed in ground-water samples collected from fuel-contaminated aquifers. Furthermore, three minor components of gasoline: naphthalene, vinyl benzene (styrene), and 1,2,4-trimethylbenzene (124-TMB) are commonly detected along with BTEX compounds and MTBE in contaminated ground water (tables 5 and 6). Although the individual BTEX compounds are widely used as solvents and in manufacturing (Swoboda-Colberg, 1995), gasoline leaks from underground storage tanks and distribution pipelines is the primary contributor of BTEX contamination in ground water (U.S. Environmental Protection Agency, 2000b; U.S. Environmental Protection Agency, 2005a).

Methyl *Tert*-butyl Ether

Methyl *tert*-butyl ether (MTBE; IUPAC 2-methoxy-2-methylpropane) is a gasoline additive within the class of fuel oxygenates. Oxygenates are organic compounds that enrich gasoline with oxygen to improve the combustion efficiency of gasoline and reduce carbon monoxide emissions in vehicle exhaust. Since the late 1980s, gasoline shipped to areas of the United States that fall under the Reformulated Gasoline (RFG) and Oxygenated Fuel (Oxyfuel) Programs of the Clean Air Act (CAA) and its amendments has contained oxygenates (Moran and others, 2004). Moreover, 30 percent of the gasoline used in the United States since 1998 contained oxygenates in compliance with RFG requirements while 4 percent of the gasoline used complied with the Oxyfuel requirements (U.S. Environmental Protection Agency, 1998). Reformulated gasoline contains about 11 percent MTBE by volume (Delzer and Ivahnenko, 2003).

Basic Properties of Selected Volatile Organic Compounds

Volatile organic compounds have a number of unique properties that both inhibit and facilitate ground-water contamination. Tables 8 through 12 list basic physical properties of 27 VOCs detected in ground water. Physical properties unique to each compound typically are governed by the number of carbons and the covalent bonding in the compound, the number and location of chlorine atoms, and the number, location and type of alkyl groups. The physical properties addressed in this report include the Henry's Law constant (H), water solubility, density, octanol-water partitioning ($\text{Log } K_{ow}$), and organic

carbon partitioning ($\text{Log } K_{oc}$) of the non-aqueous phase liquid (NAPL). Models that estimate the fate and transport of VOCs in ground water depend on the accuracy and reliability of physical property measurements. Some models, such as the fugacity models, also use these properties to predict a compound's rate of movement into and out of environmental compartments (soil, water, air, or biota; Mackay, 2004). Predicting the environmental fate of a compound in ground water depends on data that quantifies: (1) the compound's tendency to volatilize (gaseous phase), (2) to dissolve in water (aqueous phase), (3) to float on or sink beneath the water surface, (4) to dissolve in or sorb to other organic compounds (including natural organic matter), and (5) the compound's affinity for ionically charged surfaces such as clay or soil particles. Fugacity models of varying complexity are in common use and rely on the physical properties of these compounds to estimate plume migration and persistence, and to guide the remediation of contaminated ground water (Mackay and others, 1996; Institute for Environmental Health, 2004; Saichek and Reddy, 2005).

Degradation of Selected Volatile Organic Compounds in Ground Water

Under specific conditions, most organic compounds degrade at a particular rate during a given length of time. The speed of the degradation depends on the presence and activity of microbial consortia (bacteria and fungi species), environmental conditions (temperature, aquifer materials, organic matter content), and the availability and concentration of carbon sources (primary substrate) available to the microbial consortia. The primary substrate can be a VOC or organic carbon found dissolved in water or sorbed to aquifer sediments. When primary substrate concentrations are small, the microbial population is small and biodegradation rates are relatively slow. As the substrate concentrations increase, the microbial population grows and the degradation rate increases concomitantly (Bradley and Chapelle, 1998). The microbial population will grow until they reach a maximum growth rate (Aronson and others, 1999).

The degradation of VOCs in ground water is a transformation of a parent compound to different compounds commonly called daughter products, degradates, or degradation by-products. These transformations can be grouped into two general classes: (1) those that require an external transfer of electrons, called oxidation-reduction reactions; and (2) those that do not involve a transfer of electrons, called substitutions and dehydrohalogenations (Vogel and others, 1987). Table 13 summarizes these reactions. Oxidation-reduction reactions are the dominant mechanisms driving VOC degradation and most of these reactions are catalyzed by microorganisms (Wiedemeier and others, 1998; Azadpour-Keeley and others, 1999). Substitution reactions that can remove chlorine atoms, such as hydrolysis, can degrade some chlorinated alkanes (trichloroethane) to nonchlorinated alkanes (ethane) with or without a microbial population catalyzing the reaction (Vogel

and others, 1987; Olaniran and others, 2004). Typically, the polychlorinated compounds (for example, PCE and TCE) easily degrade under anaerobic conditions and are less mobile in soil and aquifer materials than the di- and mono-chlorinated compounds (fig. 2). Degradation pathways are illustrated in

figures 3 through 19 for a subset of the compounds listed in table 2. These figures are modifications of pathways described in the University of Minnesota's biodegradation/biocatalysis database (Ellis and others, 2006) accessible via the Internet at <http://umbbd.msi.umn.edu>, accessed May 23, 2006.

Table 8. Henry's Law constants for selected volatile organic compounds detected in ground water.

[IUPAC, International Union of Physical and Applied Chemistry; kPa, kilopascals; m³, cubic meter; mol, mole; °C, degrees Celsius; —, not applicable]

| IUPAC name ¹ | Common or alternative name ² | Henry's Law ³ constant (H) (kPa m ³ mol ⁻¹ at 25°C) |
|----------------------------------|---|---|
| tetrachloromethane | carbon tetrachloride | 2.99 |
| chloroethene | vinyl chloride, chloroethylene | 2.68 |
| 1,1-dichloroethene | 1,1-dichloroethylene, DCE | 2.62 |
| 1,1,1-trichloroethane | methyl chloroform | 1.76 |
| tetrachloroethene | perchloroethylene, tetrachloroethylene, PCE | 1.73 |
| chloroethane | ethyl chloride, monochloroethane | ⁴ 1.11 |
| 1,1,2-trichloroethene | 1,1,2-trichloroethylene, TCE | 1.03 |
| <i>trans</i> -1,2-dichloroethene | <i>trans</i> -1,2-DCE, <i>trans</i> -1,2-dichloroethylene | .960 |
| chloromethane | methyl chloride | ⁵ .920 |
| ethylbenzene | — | .843 |
| 1,3-dimethylbenzene | <i>m</i> -xylene | .730 |
| 1,4-dimethylbenzene | <i>p</i> -xylene | .690 |
| methylbenzene | toluene | .660 |
| 1,1-dichloroethane | 1,1-ethylidene dichloride | .630 |
| benzene | — | .557 |
| 1,2-dimethylbenzene | <i>o</i> -xylene | .551 |
| 1,2,4-trimethylbenzene | pseudocumene | .524 |
| <i>cis</i> -1,2-dichloroethene | <i>cis</i> -1,2-dichloroethylene, <i>cis</i> -1,2-DCE | .460 |
| chlorobenzene | monochlorobenzene | .320 |
| styrene | vinyl benzene | .286 |
| 1,2,4-trichlorobenzene | 1,2,4-trichlorobenzol | .277 |
| 1,2,3-trichlorobenzene | 1,2,6-trichlorobenzene | .242 |
| 1,2-dichlorobenzene | <i>o</i> -dichlorobenzene | .195 |
| 1,2-dichloroethane | 1,2-ethylidene dichloride, glycol dichloride | .140 |
| 1,1,2-trichloroethane | methyl chloroform | .092 |
| 2-methoxy-2-methylpropane | methyl <i>tert</i> -butyl ether, MTBE | .070 |
| naphthalene | naphthene | .043 |

Increasing tendency for a compound to move from the water phase to the vapor phase when in equilibrium with pure water

¹International Union of Pure and Applied Chemistry, 2006

²U.S. Environmental Protection Agency, 1995

³Lide, 2003

⁴Gossett, 1987

⁵National Center for Manufacturing Sciences, 2006

12 Description, Properties, and Degradation of Selected VOCs Detected in Ground Water

Table 9. Water-solubility data for selected volatile organic compounds detected in ground water.

[IUPAC, International Union of Pure and Applied Chemistry; mg/L, milligrams per liter; °C, degrees Celsius; —, not applicable]

| IUPAC name ¹ | Common or alternative name ² | Water solubility ³ (mg/L at 25°C) |
|----------------------------------|--|---|
| 2-methoxy-2-methylpropane | methyl <i>tert</i> -butyl ether, MTBE | 36,200 |
| 1,2-dichloroethane | 1,2-ethylidene dichloride, glycol dichloride | 8,600 |
| chloromethane | methyl chloride | ⁴ 5,320 |
| chloroethane | ethyl chloride, monochloroethane | ⁵ 6,710 |
| <i>cis</i> -1,2-dichloroethene | <i>cis</i> -1,2-dichloroethylene | 6,400 |
| 1,1-dichloroethane | 1,1-ethylidene dichloride | 5,000 |
| 1,1,2-trichloroethane | methyl chloroform | 4,590 |
| <i>trans</i> -1,2-dichloroethene | <i>trans</i> -1,2-dichloroethylene | 4,500 |
| chloroethene | vinyl chloride, chloroethylene | 2,700 |
| 1,1-dichloroethene | 1,1-dichloroethylene, DCE | 2,420 |
| benzene | — | 1,780 |
| 1,1,1-trichloroethane | methyl chloroform | 1,290 |
| 1,1,2-trichloroethene | 1, 1, 2-trichloroethylene, TCE | 1,280 |
| tetrachloromethane | carbon tetrachloride | 1,200 |
| methylbenzene | toluene | 531 |
| chlorobenzene | — | 495 |
| styrene | vinyl benzene | 321 |
| tetrachloroethene | perchloroethylene, tetrachloroethylene, PCE | 210 |
| 1,2-dimethylbenzene | <i>o</i> -xylene | 207 |
| 1,4-dimethylbenzene | <i>p</i> -xylene | 181 |
| 1,3-dimethylbenzene | <i>m</i> -xylene | 161 |
| ethylbenzene | — | 161 |
| 1,2-dichlorobenzene | <i>o</i> -dichlorobenzene | 147 |
| 1,2,4-trimethylbenzene | pseudocumene | 57 |
| 1,2,4-trichlorobenzene | 1,2,4-trichlorobenzol | 37.9 |
| naphthalene | naphthene | ⁶ 31.0 |
| 1,2,3-trichlorobenzene | 1,2,6-trichlorobenzene | 30.9 |

Increasing amount of non-aqueous phase liquid that can dissolve in water

¹International Union of Pure and Applied Chemistry, 2006

²U.S. Environmental Protection Agency, 1995

³Lide, 2003

⁴National Center for Manufacturing Sciences, 2006

⁵Horvath, 1982

⁶Lyman, 1982

Table 10. Density of selected volatile organic compounds detected in ground water compared to the density of water at 20 degrees Celsius.

[IUPAC, International Union of Pure and Applied Chemistry; g/cm, grams per centimeter; °C, degrees Celsius; —, not applicable]

| IUPAC name ¹ | Common or alternative name ² | Density ³ (g/cm ³ , 20°C) |
|----------------------------------|--|--|
| 1,2,3-trichlorobenzene | 1,2,6-trichlorobenzene | ⁴ 1.690 |
| tetrachloroethene | perchloroethylene, tetrachloroethylene, PCE | 1.623 |
| tetrachloromethane | carbon tetrachloride | 1.594 |
| 1,1,2-trichloroethene | 1,1,2-trichloroethylene, TCE | 1.464 |
| 1,2,4-trichlorobenzene | 1,2,4-trichlorobenzol | ⁴ 1.45 |
| 1,1,2-trichloroethane | methyl chloroform | 1.44 |
| 1,1,1-trichloroethane | methyl chloroform | 1.339 |
| 1,2-dichlorobenzene | o-dichlorobenzene | 1.306 |
| <i>cis</i> -1,2-dichloroethene | <i>cis</i> -1,2-dichloroethylene | 1.284 |
| <i>trans</i> -1,2-dichloroethene | <i>trans</i> -1,2-dichloroethylene | 1.256 |
| 1,2-dichloroethane | 1,2-ethylidene dichloride, glycol dichloride | 1.235 |
| 1,1-dichloroethene | 1,1-dichloroethylene, DCE | 1.213 |
| 1,1-dichloroethane | 1,1-ethylidene dichloride | 1.176 |
| chlorobenzene | monochlorobenzene | 1.106 |
| pure water at 20°C | | 1.000 |
| naphthalene | naphthene | .997 |
| chloromethane | methyl chloride | .991 |
| chloroethane | ethyl chloride | .920 |
| chloroethene | vinyl chloride, chloroethylene | ⁴ .910 |
| stryrene | vinyl benzene | .906 |
| 1,2-dimethylbenzene | <i>o</i> -xylene | .880 |
| benzene | — | .876 |
| ethylbenzene | — | .867 |
| 1,2,4-trimethylbenzene | pseudocumene | .876 |
| methylbenzene | toluene | .867 |
| 1,3-dimethylbenzene | <i>m</i> -xylene | .864 |
| 1,4-dimethylbenzene | <i>p</i> -xylene | .861 |
| 2-methoxy-2-methylpropane | methyl <i>tert</i> -butyl ether, MTBE | .740 |

 ↑
Increasing density (heavier than water)

 ↓
Decreasing density (lighter than water)

¹International Union of Pure and Applied Chemistry, 2006

²U.S. Environmental Protection Agency, 1995

³Lide, 2003

⁴Chiou and others, 1983

14 Description, Properties, and Degradation of Selected VOCs Detected in Ground Water

Table 11. Octanol-water partition coefficients for selected volatile organic compounds detected in ground water.

[IUPAC, International Union of Pure and Applied Chemistry; K_{ow} , octanol-water partition coefficient; —, not applicable]

| IUPAC name ¹ | Common or alternative name ² | Octanol/ water partition coefficient ³ (Log K_{ow}) |
|----------------------------------|--|---|
| 1,2,3-trichlorobenzene | 1,2,6-trichlorobenzene | ⁴ 4.07 |
| 1,2,4-trichlorobenzene | 1,2,4-trichlorobenzol | ⁴ 4.04 |
| 1,2,4-trimethylbenzene | pseudocumene | 3.65 |
| 1,2-dichlorobenzene | o-dichlorobenzene | 3.46 |
| naphthalene | naphthene | 3.36 |
| 1,3-dimethylbenzene | <i>m</i> -xylene | 3.20 |
| ethylbenzene | ethylbenzene | 3.15 |
| 1,4-dimethylbenzene | <i>p</i> -xylene | 3.15 |
| 1,2-dimethylbenzene | <i>o</i> -xylene | 3.12 |
| styrene | vinyl benzene | 3.05 |
| tetrachloroethene | perchloroethylene, tetrachloroethylene, PCE | 2.88 |
| chlorobenzene | monochlorobenzene | ⁴ 2.84 |
| methylbenzene | toluene | 2.73 |
| tetrachloromethane | carbon tetrachloride | ⁴ 2.64 |
| 1,1,2-trichloroethene | 1,1,2-trichloroethylene, TCE | ³ 2.53 |
| 1,1,1-trichloroethane | methyl chloroform | ⁴ 2.49 |
| 1,1,2-trichloroethane | methyl chloroform | 2.38 |
| 1,1-dichloroethene | 1,1-dichloroethylene, DCE | 2.13 |
| benzene | — | 2.13 |
| <i>trans</i> -1,2-dichloroethene | <i>trans</i> -1,2-dichloroethylene | 1.93 |
| <i>cis</i> -1,2-dichloroethene | <i>cis</i> -1,2-dichloroethylene | 1.86 |
| 1,1-dichloroethane | 1,1-ethylidene dichloride | ⁴ 1.79 |
| 1,2-dichloroethane | 1,2-ethylidene dichloride, glycol dichloride | ⁴ 1.48 |
| chloroethane | ethyl chloride | 1.43 |
| chloroethene | vinyl chloride, chloroethylene | 1.38 |
| 2-methoxy-2-methylpropane | methyl <i>tert</i> -butyl ether, MTBE | .94 |
| chloromethane | methyl chloride | .91 |

Increasing affinity for organic matter and lipids

¹International Union of Pure and Applied Chemistry, 2006

²U.S. Environmental Protection Agency, 1995

³Sangster, 1989

⁴Mackay and others, 1992a

Table 12. Soil-sorption partition coefficients for selected volatile organic compounds detected in ground water.[IUPAC, International Union of Pure and Applied Chemistry; K_{oc} , soil organic carbon partition coefficient; —, not applicable]

| IUPAC name ¹ | Common or alternative name ² | Soil-sorption coefficient (Log K_{oc} in soil) |
|----------------------------------|--|--|
| 1,2,4-trimethylbenzene | pseudocumene | ³ 3.34 |
| 1,2,3-trichlorobenzene | 1,2,6-trichlorobenzene | ⁴ 3.18– ³ 3.42 |
| naphthalene | naphthene | ³ 2.98 |
| 1,2,4-trichlorobenzene | 1,2,4-trichlorobenzol | ⁵ 2.94 |
| vinyl benzene | styrene | ² 2.72–2.74 |
| 1,2-dichlorobenzene | <i>o</i> -dichlorobenzene | ⁶ 2.46– ⁵ 2.51 |
| tetrachloroethene | perchloroethylene, tetrachloroethylene, PCE | ⁷ 2.37 |
| ethylbenzene | — | ⁵ 2.22 |
| 1,1-dichloroethene | 1,1-dichloroethylene, DCE | ² 2.18 |
| 1,3-dimethylbenzene | <i>m</i> -xylene | ⁷ 2.11–2.46 |
| 1,1,1-trichloroethane | methyl chloroform | ⁸ 2.03 |
| 1,1,2-trichloroethene | 1,1,2-trichloroethylene, TCE | ⁷ 2.00 |
| chlorobenzene | monochlorobenzene | ⁵ 1.91 |
| 1,1,2-trichloroethane | methyl chloroform | ⁷ 1.78–2.03 |
| tetrachloromethane | carbon tetrachloride | ⁹ 1.78 |
| methylbenzene | toluene | ⁷ 1.75– ¹⁰ 2.28 |
| chloroethene | vinyl chloride, chloroethylene | ² 1.75 |
| 1,2-, 1,4-dimethylbenzene | <i>o</i> -xylene, <i>p</i> -xylene | ² 1.68–1.83 |
| chloroethane | ethyl chloride | ⁴ 1.62 |
| <i>cis</i> -1,2-dichloroethene | <i>cis</i> -1,2-dichloroethylene | ² 1.56–1.69 |
| 1,2-dichloroethane | 1,2-ethylidene dichloride, glycol dichloride | ⁶ 1.52 |
| <i>trans</i> -1,2-dichloroethene | <i>trans</i> -1,2-dichloroethylene | ² 1.56–1.69 |
| 1,1-dichloroethane | 1,1-ethylidene dichloride | ¹² 1.52 |
| benzene | — | ⁵ 1.49– ⁷ 1.73 |
| methyl <i>tert</i> -butyl ether | MTBE | ¹¹ 1.09 |
| chloromethane | methyl chloride | ³ .778 |

Increasing affinity for soil organic matter

¹International Union of Pure and Applied Chemistry, 2006²U.S. Environmental Protection Agency, 1995³Boyd and others, 1990⁴Schwarzenbach and Westall, 1981⁵Chiou and others, 1983⁶Chiou and others, 1979⁷Seip and others, 1986⁸Friesel and others, 1984⁹Kile and others, 1996¹⁰Garbarini and Lion, 1986¹¹U.S. Environmental Protection Agency, 1994¹²U.S. Environmental Protection Agency, 2005b

16 Description, Properties, and Degradation of Selected VOCs Detected in Ground Water

Table 13. Common abiotic and biotic reactions involving halogenated aliphatic hydrocarbons.¹

[+, plus; Cl, chloride]

| Reactions | Potential reaction products |
|--|--|
| Substitution | |
| abiotic hydrolysis | alcohol then an acid or diol (chloroethanol → chloroacetic acid) |
| biotic hydrolysis | alcohol then an acid or diol via microbial enzymes (hydrolases or glutathione S-transferases; (chloroethanol → chloroacetic acid) |
| conjugation or nucleophilic reactions (biotic) | free halide plus a new compound with the nucleophile or conjugate |
| Dehydrohalogenation | |
| dehydrohalogenation | halogenated acid (chloroacetic acid), alkane to alkene (dichloroethane → chloroethane) |
| Oxidation | |
| α-hydroxylation | monochlorinated alkane to a monochlorinated alcohol (chloroethane → chloroethanol) |
| halosyl oxidation | monohalogenated alkane to a nonhalogenated alkane (chloroethane → ethane + Cl) |
| epoxidation | halogenated epoxide compound |
| biohalogenation | nonhalogenated alkene to a monohalogenated alcohol (ethene + Cl → chloroethanol) |
| Reduction | |
| hydrogenolysis | free halide and nonhalogenated compound (chloroethane → Cl + ethane) |
| dihaloelimination | dihalogenated alkane to a nonhalogenated alkene (dichloroethane → ethene) |
| coupling | combining of two halogenated compounds into one halogenated compound |

¹Vogel and others, 1987, figure 1

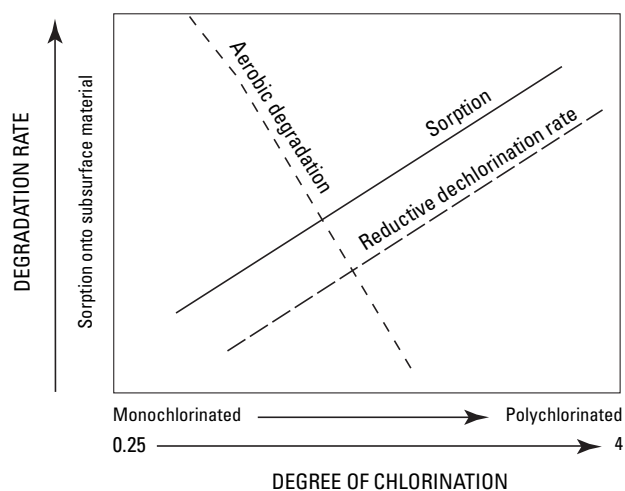


Figure 2. Relation between degree of chlorination and anaerobic reductive-dechlorination, aerobic degradation and sorption onto subsurface material (modified from Norris and others, 1993, p. 10–19). Degree of chlorination is number of chloride atoms divided by number of carbon atoms.

Aquifer conditions (aerobic and anaerobic) and microbial metabolism (respiration, fermentation, and co-metabolism) control the environmental degradation of VOCs in ground water. In aerobic environments, oxygen serves as the terminal electron acceptor (TEA) and compounds such as MTBE and BTEX are subsequently degraded (oxidized) to other compounds (Azadpour-Keeley and others, 1999). Furthermore, under aerobic conditions CVOCs can be inadvertently degraded (co-metabolized) via nonspecific enzymes (oxygenases) produced by microorganisms during the metabolism of other compounds serving as primary substrates (for example, BTEX, methane, propane, toluene, ammonia, ethene, ethane). Although the aerobic mineralization of most VOCs ultimately yields carbon dioxide and water, co-metabolic biodegradation of CVOCs generally proceeds via an unstable epoxide intermediate that spontaneously decomposes to carbon dioxide, chloride, or other organic by-products such as acetate (Roberts and others, 1986).

Anaerobic degradation is typically a series of decarboxylations and oxidation-reduction (redox) reactions catalyzed either by single microorganisms or by a consortium of microorganisms (Dolfing, 2000). During anaerobic degradation, CVOCs function as terminal electron acceptors in a process called reductive dechlorination (Vogel and others, 1987). Theoretically, reductive dechlorination is the sequential replacement of one chlorine atom on a chlorinated compound with a hydrogen atom. The replacement continues until the compound is fully dechlorinated. For example, PCE can undergo reductive dechlorination to less-chlorinated compounds, such as TCE or 1,2-DCE, or to nonchlorinated compounds such as ethene, ethane, or methane (methanogenesis). Each successive step in the dechlorination process is theoretically slower than the preceding step. The dechlorination process slows because as chlorines are removed the energy costs to remove another chlorine atom increases (free energy of the reaction decreases; Dolfing, 2000). As a result, biodegradation may not proceed to completion in some aquifers leaving intermediate compounds (for example, dichloroethenes and vinyl chloride) to accumulate in ground water (Azadpour-Keeley and others, 1999). Other constraints on biodegradation such as a reduction in or loss of primary substrate, or microbial suppression also can play a role in the accumulation of intermediate compounds. This is a particular concern with VC because it is a known human carcinogen (Agency for Toxic Substances and Disease Registry, 2005) and its accumulation may create a health issue that might not be a concern during the early stages of ground-water contaminated by TCE.

Degradation of the Chlorinated Alkanes

The degradation of chlorinated VOCs is fundamentally different from that of BTEX compounds (Wiedemeier and others, 1995). The chlorinated alkanes can be degraded by abiotic processes through hydrolysis or dehydrohalogenation or by biotic processes through reductive dechlorination or dichloroelimination. These degradation processes can proceed under either aerobic or anaerobic conditions (figs. 3–6; Vogel and McCarty, 1987a; Vogel, 1994). According to McCarty (1997), 111-TCA is the only chlorinated compound that can be degraded in ground water within 20 years under all likely ground-water or aquifer conditions.

Abiotic Transformation

Hydrolysis and dehydrohalogenation are two abiotic processes that may degrade chlorinated ethanes under either aerobic or anaerobic conditions. The tendency for a chlorinated ethane to degrade by hydrolysis depends on the ratio of chlorine to carbon atoms (fig. 2) or the location of chlorine atoms on the number 2 carbon in the compound. Chlorinated alkanes are more easily hydrolyzed when the chlorine-carbon ratio is less than two or when chlorine atoms are only located on the number 1 carbon atom (Vogel and McCarty, 1987b; Vogel, 1994). For example, chloroethane and 111-TCA have half-lives that are measured in days or months (Vogel and others, 1987; Vogel, 1994; table 14). Conversely, the more chlorinated ethanes such as 1,1,1,2-tetrachloroethane (PCA) and those with chlorine atoms on the number 2 carbon tend to have half-lives measured in decades or centuries (table 14). Dehydrohalogenation is the removal of one or two halogen atoms from an alkane (Vogel and McCarty, 1987a). The dehydrohalogenation of two chlorine atoms is called dichloroelimination.

Chen and others (1996) show that PCA can be abiotically transformed to TCE under methanogenic conditions (fig. 3). In addition, the abiotic degradation of 111-TCA has been well studied in the scientific literature (fig. 4; Jeffers and others, 1989; McCarty and Reinhard, 1993; Chen and others, 1996; McCarty, 1997). McCarty and Reinhard (1993) indicate that the transformation of 111-TCA by hydrolysis is about four times faster than by dehydrochlorination. During abiotic degradation, about 80 percent of 111-TCA is transformed to acetic acid by hydrolysis (McCarty, 1997), and the remaining 20 percent is transformed to 11-DCE by dehydrochlorination (table 7; Vogel and McCarty, 1987b; McCarty, 1997). The presence of 11-DCE in contaminated ground water is probably the result of the dehydrochlorination of 111-TCA (McCarty, 1997).

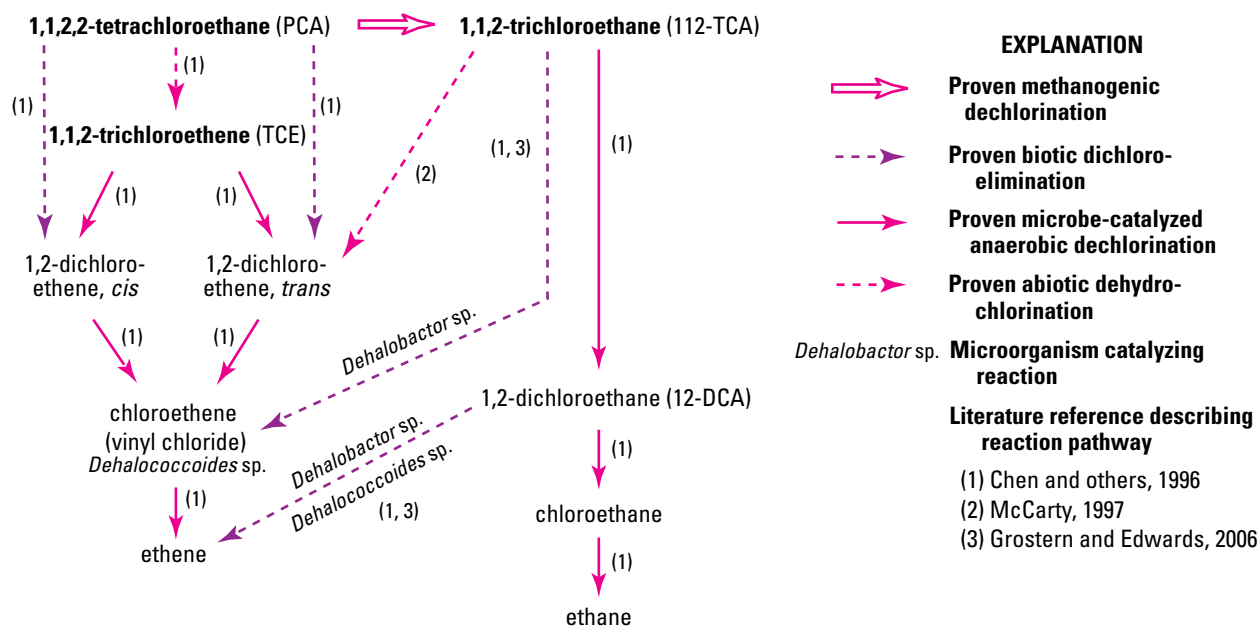


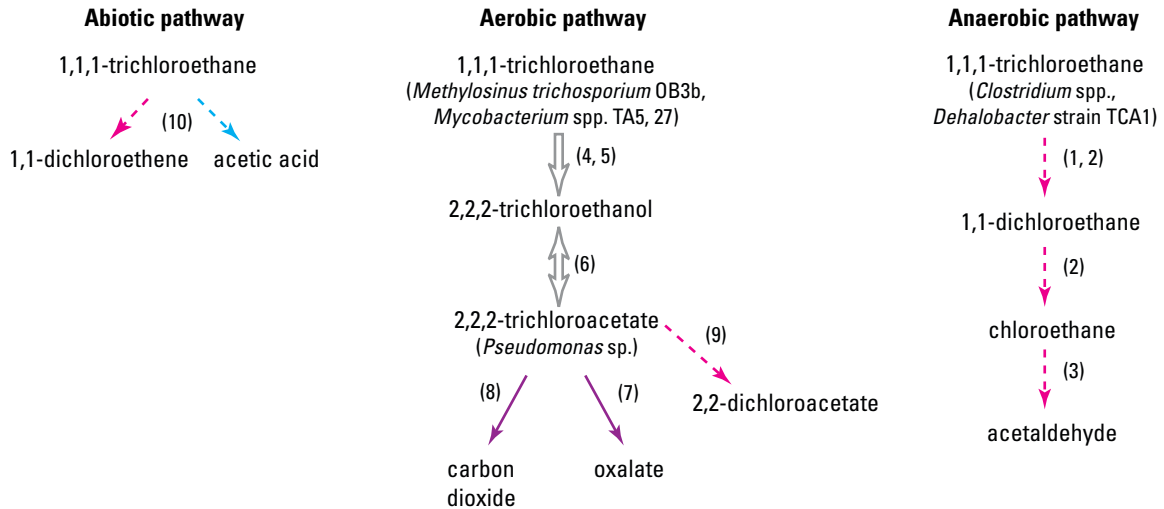
Figure 3. Laboratory-derived pathway for the abiotic degradation, anaerobic, and methanogenic biodegradation of 1,1,2,2-tetrachloroethane; 1,1,2-trichloroethene; and 1,1,2-trichloroethane (modified from Chen and others, 1996).

Table 14. Laboratory half-lives and by-products of the abiotic degradation (hydrolysis or dehydrohalogenation) of chlorinated alkane compounds detected in ground water.

[IUPAC, International Union of Pure and Applied Chemistry; —, not applicable]

| Compound (IUPAC name) ¹ | Degradation by-products | Half-life | Literature reference |
|------------------------------------|--|---------------|--|
| chloroethane | ethanol | 44 days | Vogel and others, 1987 |
| 1,1-dichloroethane | — | 61 years | Jeffers and others, 1989 |
| 1,2-dichloroethane | — | 72 years | Jeffers and others, 1989 |
| 1,1,1-trichloroethane | acetic acid; 1,1-dichloroethane | 1.1–2.5 years | Mabey and Mill, 1978; Jeffers and others, 1989; Vogel and McCarty, 1987a,b |
| 1,1,2-trichloroethane | 1,1-dichloroethane | 140 years | Jeffers and others, 1989 |
| 1,1,1,2-tetrachloroethane | trichloroethene | 47–380 years | Mabey and Mill, 1978; Jeffers and others, 1989 |
| 1,1,2,2-tetrachloroethane | 1,1,2-trichloroethane; trichloroethene | 146–292 days | Mabey and Mill, 1978; Jeffers and others, 1989 |

¹International Union of Pure and Applied Chemistry, 2006



EXPLANATION

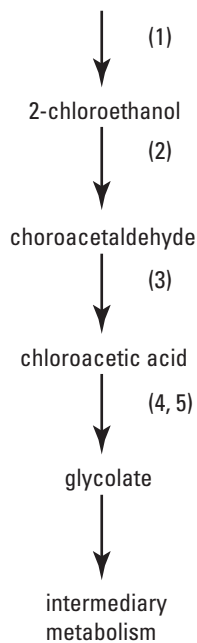
- | | | |
|-----------------------------------|--|--|
| | Proven dehydrochlorination | Literature reference describing reaction pathway (1) Egli and others, 1987 (2) Gälli and McCarty, 1989 (3) De Best and others, 1999 (4) Yagi and others, 1999 (5) Oldenhuis and others, 1989 (6) Newman and Wackett, 1997 (7) Motosugi and others, 1982 (8) Jun Oh, 2005 (9) De Wever and others, 2000 (10) McCarty, 1997 |
| | Proven abiotic hydrolysis | |
| | Proven microbe-catalyzed | |
| | Co-metabolism | |
| | Hydrolysis | |
| <i>Methylosinus trichosporium</i> | Microorganism catalyzing reaction | |

Figure 4. Laboratory-derived pathway for the abiotic, aerobic, and anaerobic biodegradation of 1,1,1-trichloroethane (modified from Sands and others, 2005; Whittaker and others, 2005).

Aerobic Biodegradation

According to the degradation pathway constructed by Sands and others (2005) and Whittaker and others (2005), the dichloroethanes are not a by-product of 111-TCA or 112-TCA biodegradation under aerobic conditions (fig. 4). Apparently, the only source of 11-DCA and 12-DCA via a degradation pathway is the reductive dechlorination of 111-TCA and 112-TCA, respectively, under anaerobic conditions (figs. 3 and 4). Under aerobic conditions, however, 12-DCA can be degraded when used as a carbon source by microorganisms. The intermediate by-product of this degradation is chloroethanol, which is then mineralized to carbon dioxide and water (fig. 5; Stucki and others, 1983; Janssen and others, 1985; Kim and others, 2000; Hage and others, 2001).

1,2-dichloroethane, aerobic
(*xanthobacter autotrophicus* GJ10,
Ancylobacter aquaticus Ad20, AD25, AD27)



EXPLANATION

→ Proven microbe-catalyzed oxidation reaction

xanthobacter autotrophicus

Microorganism catalyzing reaction

Literature reference describing reaction pathway

- (1) Verschueren and others, 1993
- (2) Xia and others, 1996
- (3) Liu and others, 1997
- (4) Janssen and others, 1985
- (5) Hisano and others, 1996

Figure 5. Laboratory-derived pathway for the aerobic biodegradation of 1,2-dichloroethane (modified from Renhao, 2005).

Anaerobic Biodegradation

While researching the scientific literature for their report, Wiedemeier and others (1998) did not find published studies describing anaerobic biodegradation of chlorinated ethanes in ground water. Since the publication of Wiedemeier and others (1998), however, numerous published studies describe the anaerobic biodegradation of chlorinated ethanes. McCarty (1997) indicates that carbon tetrachloride was transformed to chloroform under denitrifying conditions and mineralized to carbon dioxide and water under sulfate-reducing conditions (fig. 6). Adamson and Parkin (1999) show that under anaerobic conditions, carbon tetrachloride and 111-TCA tend to inhibit the degradation of each other. Adamson and Parkin (1999) also show that carbon tetrachloride was rapidly degraded by co-metabolism when acetate was the carbon source.

Chen and others (1996) describe how methanogenic conditions in a municipal sludge digester allowed the degradation of PCA to 112-TCA, and 112-TCA to 12-DCA through dehydrohalogenation (fig. 3). De Best and others (1999) report that co-metabolic transformations of 112-TCA will occur under methanogenic conditions. In this study, 112-TCA was degraded to chloroethane when sufficient amounts of the carbon source were present (fig. 3). This transformation was inhibited by the presence of nitrate, but not nitrite.

Dolfing (2000) discusses the thermodynamics of reductive dechlorination during the degradation of chlorinated hydrocarbons and suggests that fermentation of chloroethanes to ethane or acetate may be energetically more favorable than “classic” dechlorination reactions. Moreover, polychlorinated ethanes may degrade preferentially by reductive dechlorination under strongly reducing conditions. Dichloroelimination, however, may actually be the dominant degradation reaction for polychlorinated ethanes because more energy is available to microorganisms than is available during reductive dechlorination (Dolfing, 2000). During anaerobic biodegradation, the mean half-lives of the chloroethane compounds can be as short as three days, in the case of 111-TCA, or as long as 165 days, in the case of 12-DCA (table 15).

Table 15. Mean half-life in days for the anaerobic biodegradation of selected chlorinated alkane and alkene compounds.¹

[(27), number of samples used to derive the mean value; —, not available]

| Compound | All studies | Field/in situ studies |
|-------------------------|----------------|-----------------------|
| chloroethene | 0.018 (27) | 0.0073 (19) |
| 1,2-dichloroethane | 63-165 (2) | 63-165 (2) |
| tetrachloroethene (PCE) | 239-3,246 (36) | 239 (16) |
| tetrachloromethane | 47 (19) | 40 (15) |
| 1,1,1-trichloroethane | 2.3-2.9 (28) | — |
| 1,1,2-trichloroethane | 47-139 (1) | — |
| trichloroethene (TCE) | 1,210 (78) | 277 (30) |

¹Aronson and Howard, 1997, p. 111

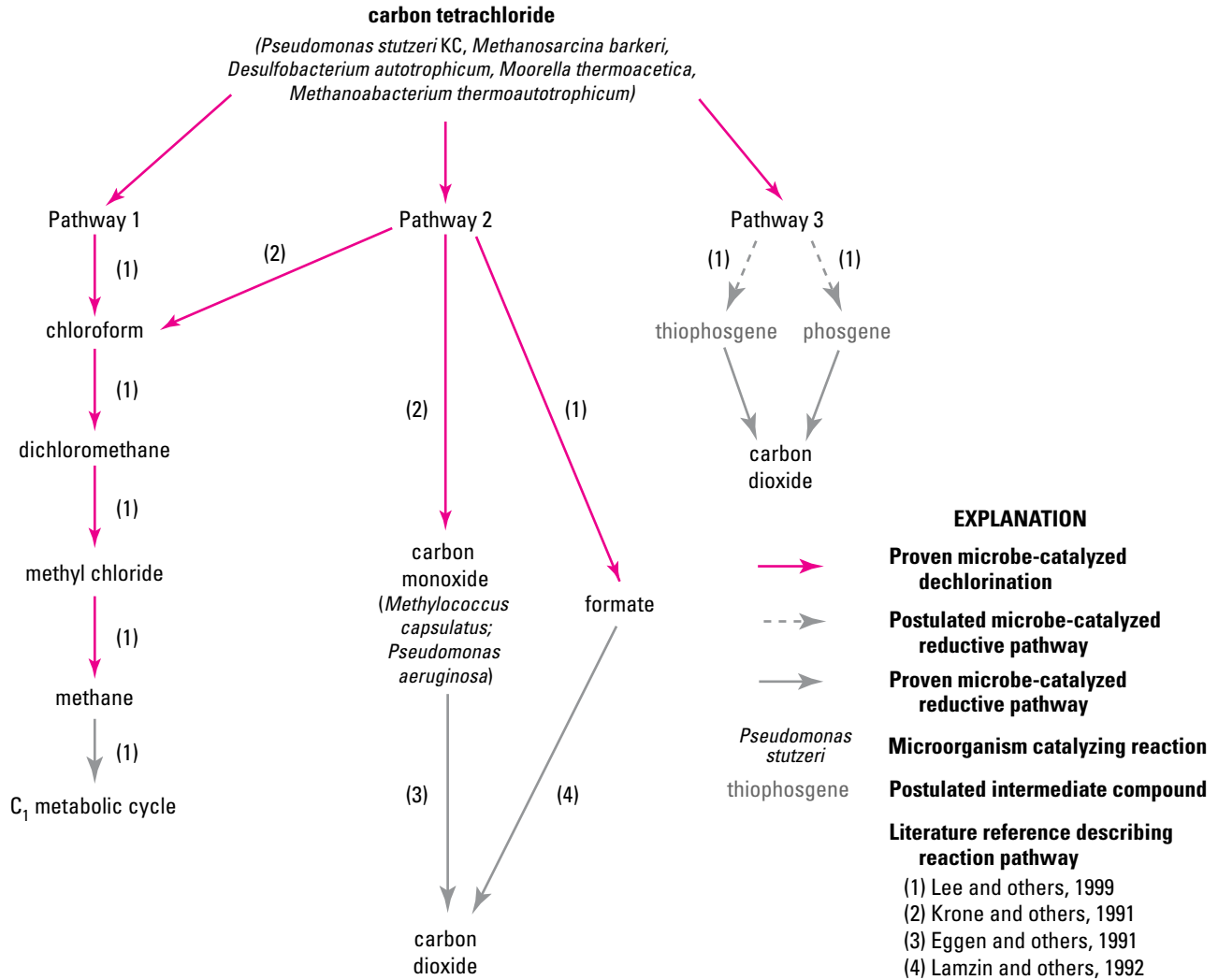


Figure 6. Laboratory-derived pathways for the anaerobic biodegradation of tetrachloromethane (carbon tetrachloride; modified from Ma and others, 2005; Sands and others, 2005).

Degradation of the Chlorinated Alkenes

The primary degradation of the most common chlorinated alkenes is microbial reductive dechlorination under anaerobic conditions. However, biodegradation of certain chlorinated compounds—such as trichloroethene, the dichloroethenes, vinyl chloride, or chloroethane—can also proceed via oxidative pathways under aerobic conditions. Two forms (isomers) of dichloroethene occur in ground water as chemical by-products of PCE and TCE biodegradation (Wiedemeier and others, 1998; Olaniran and others, 2004). Abiotic degradation of PCA to TCE can occur in PCA-contaminated ground water (fig. 3; Chen and others, 1996).

Aerobic Biodegradation

Several studies have shown that chlorinated ethenes, with the exception of PCE, can degrade under aerobic conditions by oxidation (Hartmans and De Bont, 1992; Klier and others, 1999; Hopkins and McCarty, 1995; Coleman and others, 2002) and by co-metabolic processes (Murray and Richardson, 1993; Vogel, 1994; McCarty and Semprini, 1994). Studies describing the degradation of PCE under aerobic conditions were not found in the peer-reviewed literature. In one study, aerobic biodegradation of PCE was not measurable beyond analytical precision after 700 days of incubation (Roberts and others, 1986). Furthermore, Aronson and others (1999) indicate that

PCE is not degraded when dissolved oxygen (DO) is greater than 1.5 mg/L, the approximate boundary between aerobic and anaerobic conditions (Stumm and Morgan, 1996). Chen and others (1996) suggest the structure and oxidative state of PCE prevents its aerobic degradation in water.

According to the aerobic biodegradation pathway constructed by Whittaker and others (2005), the dichloroethenes are not a by-product of TCE degradation under aerobic conditions (fig. 4). Rather, TCE is degraded along three different pathways by different microorganisms (fig. 7). These pathways do not form any of the dichloroethene compounds and the only apparent source of 12-DCE is by the reductive dechlorination of TCE under anaerobic conditions (figs. 3 and 8). The compounds 12-DCE and VC, however, can be degraded under aerobic conditions by microorganisms utilizing the compounds as a primary carbon source (fig. 5; Bradley and Chapelle, 1998).

Although PCE is not known to degrade through co-metabolism under aerobic conditions, co-metabolism is known to degrade TCE, the dichloroethenes, and VC. The rate of co-metabolism increases as the degree of chlorination decreases on the ethene molecule (Vogel, 1994). During aerobic co-metabolism, the chlorinated alkene is indirectly dechlorinated by oxygenase enzymes produced when microorganisms use other compounds, such as BTEX compounds, as a carbon source (Wiedemeier and others, 1998). The co-metabolic degradation of TCE, however, tends to be limited to low concentrations of TCE because high concentrations in the milligram per liter range are toxic to microbes catalyzing this reaction (Wiedemeier and others, 1998). In field studies by Hopkins and McCarty (1995), VC is shown to degrade by co-metabolism under aerobic conditions when phenol and toluene were used as a carbon source.

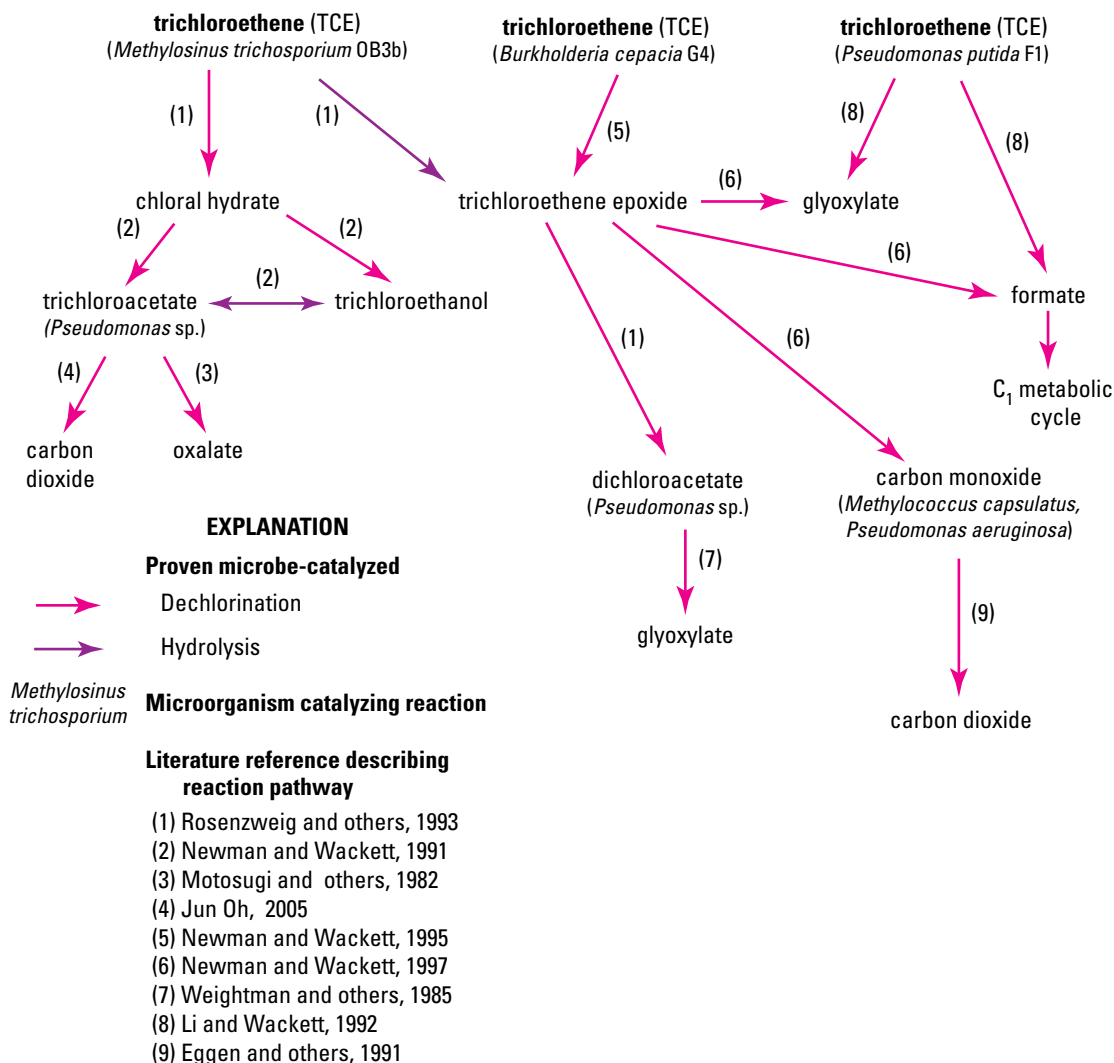


Figure 7. Laboratory-derived pathways for the aerobic biodegradation of trichloroethene (modified from Whittaker and others, 2005).

Anaerobic Biodegradation

Many laboratory and field studies have shown that microorganisms degrade chlorinated ethenes under anaerobic conditions (Bouwer and others, 1981; Bouwer, 1994; Dolfing, 2000). Ground water is considered anoxic when the dissolved oxygen concentration falls below 1.0–1.5 mg/L (Stumm and Morgan, 1996; Christensen and others, 2000). Under anoxic conditions, anaerobic or facultative microbes will use nitrate as an electron acceptor, followed by iron (III), then sulfate, and finally carbon dioxide (methanogenesis; Chapelle and others, 1995; Wiedemeier and others (1998). As the concentration of each electron acceptor sequentially decreases, the redox potential of the ground water becomes greater (more negative) and biodegradation by reductive dechlorination is favored.

Anaerobic conditions in ground water can be determined by measuring the vertical and spatial concentrations of oxygen, iron (II), manganese (II), hydrogen sulfide, or methane in ground water and using that data as a qualitative guide to the redox status (Stumm and Morgan, 1996; Christensen and others, 2000). Other measurements of anaerobic conditions involving microorganism biomarkers include volatile fatty acids, ester-linked phospholipid fatty acid (PLFA), deoxyribonucleic acid (DNA), and ribonucleic acid (RNA) probes, and TEAP bioassay (Christensen and others, 2000). The reduction of iron (III) to iron (II), manganese (IV) to manganese (II), sulfate to hydrogen sulfide, and carbon dioxide to methane during the microbial reduction of chlorinated VOCs can have a major influence on the distribution of iron (II), manganese (II), hydrogen sulfide, and methane concentrations in ground water (Stumm and Morgan, 1996; Lovley, 1991; Higgs and others, 1996; Braun, 2004).

The highly chlorinated alkenes are commonly used as electron acceptors during anaerobic biodegradation and are reduced in the process (Vogel and others, 1987). The primary anaerobic process driving degradation of CVOCs, except VC, is reductive dechlorination (figs. 3 and 8; Bouwer and others, 1981; Bouwer, 1994). Tetrachloroethene and TCE are the most susceptible to reductive dechlorination because they are the most oxidized of the chlorinated ethenes; however, the more reduced (least oxidized) degradation by-products such as the dichloroethenes and vinyl chloride are less prone to reductive dechlorination. The main by-product of anaerobic biodegradation of the polychlorinated ethenes is VC (fig. 8), which is more toxic than any of the parent compounds (Agency for Toxic Substances and Disease Registry, 2004). The rate of reductive dechlorination tends to decrease as the reductive dechlorination of daughter products proceeds (Vogel and McCarty, 1985; Bouwer, 1994). Murray and Richardson (1993) suggest that the inverse relation between the degree of chlorination and the rate of reductive dechlorination may explain the accumulation of 1,2-DCE and VC in anoxic ground water contaminated with PCE and TCE. In addition, the anaerobic reduction of VC to ethene is slow and inefficient under weak reducing conditions, which favors the persistence of VC in anoxic ground water (Freedman and Gossett, 1989).

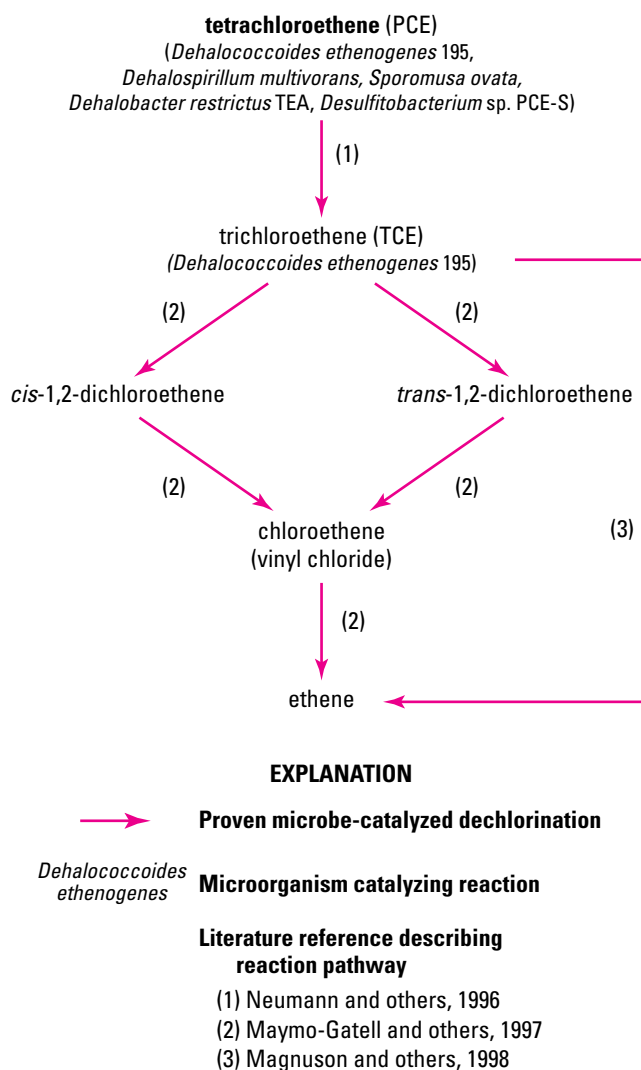


Figure 8. Laboratory-derived pathway for the anaerobic biodegradation of tetrachloroethene (modified from Ellis and Anderson, 2005).

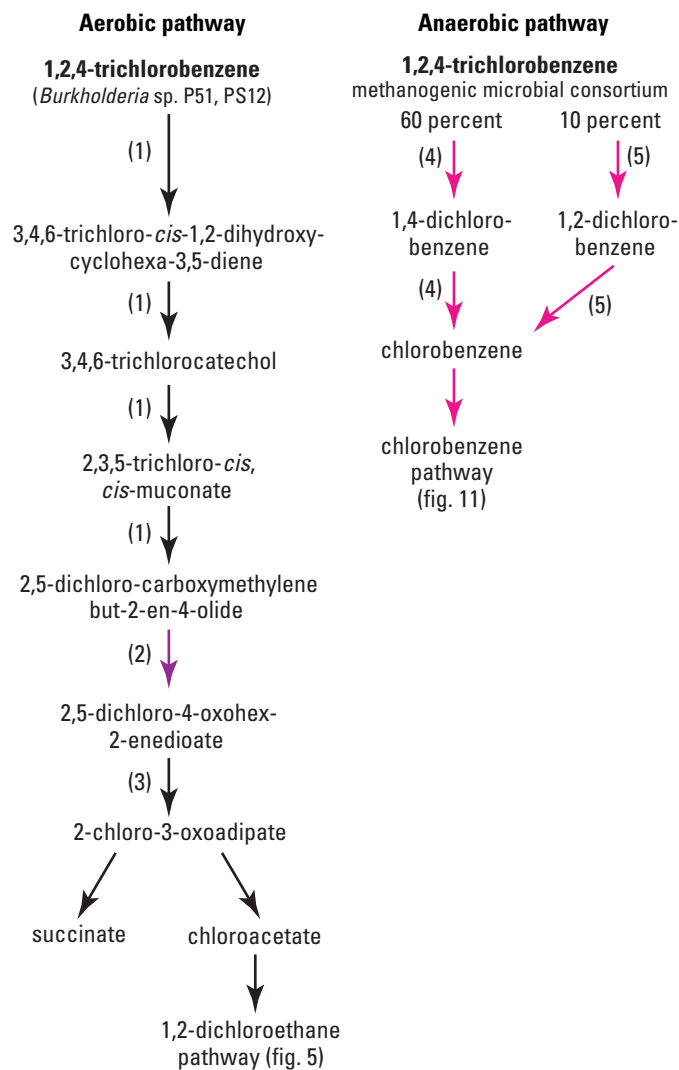
Reductive dechlorination has been demonstrated under nitrate- and iron-reducing conditions (Wiedemeier and others, 1998). Reductive dechlorination of the CVOCs, however, may be more rapid and more efficient when oxidation-reduction (redox) conditions are below nitrate-reducing levels (Azadpour-Keeley and others, 1999). Sulfate-reducing and methanogenic ground-water conditions create an environment that facilitates not only biodegradation for the greatest number of CVOCs, but also more rapid biodegradation rates (Bouwer, 1994). Reductive dechlorination of DCE and VC is most apparent under sulfate reducing and methanogenic conditions (Wiedemeier and others, 1998). Anaerobic biodegradation rates for the chlorinated alkenes can be as short as 45 minutes, in the case of VC, to as long as 9 years for PCE (table 15).

Degradation of the Chlorinated Benzenes

Several studies have shown that chlorinated benzene compounds containing up to four chlorine atoms can be degraded by microorganisms under aerobic conditions (Reineke and Knackmuss, 1984; Spain and Nishino, 1987; Sander and others, 1991). Under aerobic conditions, 1,2,4-trichlorobenzene (124-TCB; Haigler and others, 1988) and chlorobenzene (CB; Sander and others, 1991) are used as a primary carbon source during biodegradation by microorganisms such as *Burkholderia* and *Rhodococcus* species (Rapp and Gabriel-Jürgens, 2003). During biodegradation, these compounds are completely mineralized to carbon dioxide (CO₂) (van de Meer and others, 1991). Rapp and Gabriel-Jürgens (2003) also indicate that all of the dichlorobenzene isomers were biodegraded by the *Rhodococcus* bacterium. The biodegradation pathways for 124-TCB, 14-DCB, 12-DCB, and CB, under aerobic conditions are shown in figures 9 to 11, respectively. These pathways are similar to that of benzene, except that one chlorine atom is eventually eliminated through hydroxylation of the chlorinated benzene to form a chlorocatechol, then ortho cleavage of the benzene ring (van der Meer and others, 1998).

Calculated and published degradation half-lives for the chlorobenzenes under aerobic conditions are shown in table 16. The compounds 124-TCB, 12-DCB, and CB lose 50 percent of their initial mass within 180 days (table 16). Conversely, Dermietzel and Vieth (2002) show that chlorobenzene was rapidly mineralized to CO₂ in laboratory and in situ microcosm studies, with complete mineralization ranging from 8 hours to about 17 days. In addition, the compound 14-DCB was completely mineralized within 25 days. Nevertheless, under the aerobic conditions of Dermietzel and Vieth (2002) study, 124-TCB, 12-DCB, and 13-DCB were only partially degraded after 25 days. In another laboratory-microcosm study by Monferran and others (2005), all isomers of DCB were mineralized to CO₂ within 2 days by the aerobic *Acidovorax avenae*.

Although Wiedemeir and others (1998) indicate that few studies existed that described the anaerobic degradation of the chlorobenzene compounds, a study by Ramanand and others (1993) did suggest that 124-TCB could be biodegraded to chlorobenzene with 14-DCB as an intermediate compound under anaerobic conditions. Moreover, Middeldorp and others (1997) show that 124-TCB was reductively dechlorinated to 14-DCB, then to chlorobenzene in a methanogenic laboratory microcosm in which chlorobenzene-contaminated sediment was enriched with lactate, glucose, and ethanol. These compounds served as carbon sources. Furthermore, the microbial consortia facilitating the dechlorination of 124-TCB also was able to degrade isomers of tetrachlorobenzene to other isomers of TCB and 12-DCB. More recent studies show that a strain of the bacterium, *Dehalococcoides*, can reductively dechlorinate 124-TCB under anaerobic conditions (Holscher and others, 2003; Griebler and others, 2004a). In addition, Adrian and others (1998) suggest that fermentation is the primary degradation process for the chlorobenzenes under anaerobic conditions. This study also showed that the co-metabolism of 124-TCB was inhibited by the presence of sulfate, sulfite, and molybdate.



EXPLANATION

Proven microbe-catalyzed

- Oxidation reaction
- Dechlorination
- Hydrolysis

Burkholderia sp. Microorganism catalyzing reaction

Literature reference describing reaction pathway

- (1) van der Meer and others, 1991
- (2) Kasberg and others, 1995
- (3) Reineke and Knackmuss, 1988
- (4) Middeldorp and others, 1997
- (5) National Institute for Resources and Environment, 2001

Figure 9. Laboratory-derived pathways for the aerobic and anaerobic biodegradation of 1,2,4-trichlorobenzene (modified from Yao, 2006).

Furthermore, Ramanand and others (1993) show that 1,2,4-TCB had declined by 63 percent within 30 days under anaerobic conditions. Dermietzel and Vieth (2002) show that the anaerobic biodegradation of 1,4-DCB was markedly slower under iron-reducing conditions than under aerobic conditions. In general, it appears that the biodegradation of the chlorinated benzenes is slower under anaerobic than under aerobic conditions.

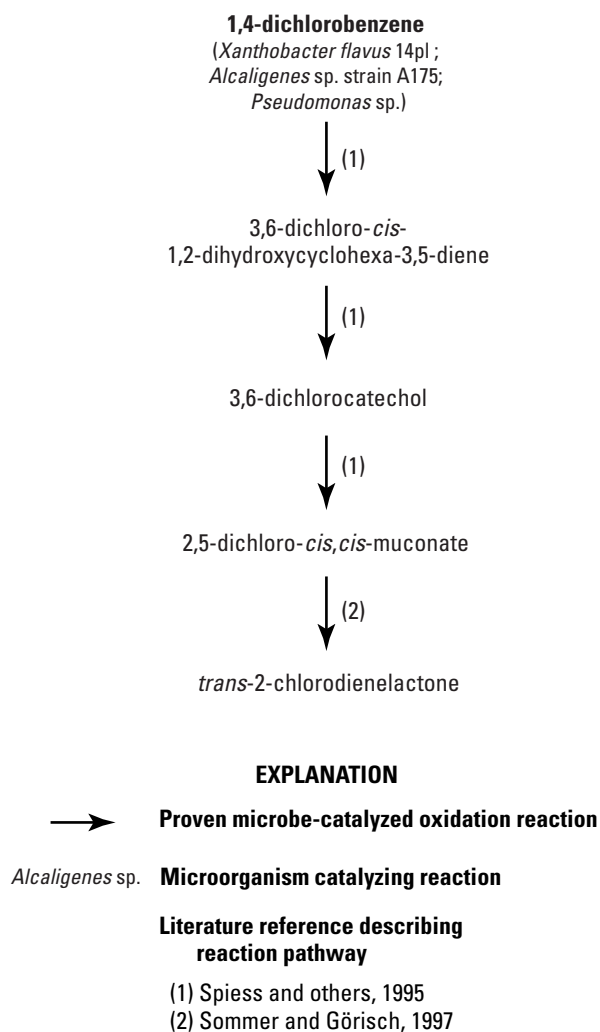


Figure 10. Laboratory-derived pathway for the aerobic biodegradation of 1,4-dichlorobenzene (modified from Liu, 2006).

Degradation of the Gasoline Compounds

Laboratory and field studies have shown that microorganisms mediate the degradation (biodegradation) of the common gasoline compounds (MTBE and BTEX) under both aerobic and anaerobic conditions. Aerobic microorganisms readily oxidize BTEX compounds while using them as primary substrates. The biodegradation of BTEX compounds under various redox conditions is well documented in the scientific literature (Vogel and Grbić-Galić, 1986; Kuhn and others, 1988; Lovley and Lonergan, 1990; Evans and others, 1991a,b; Hutchins and others, 1991; Rabus and others, 1993; Edwards and Grbić-Galić, 1994; Fries and others, 1994; Rabus and Widdel, 1995; Anderson and others, 1998).

Although early studies concluded that MTBE was recalcitrant to aerobic biodegradation (Squillace and others, 1997), more recent studies show that, once initiated, the aerobic biodegradation of MTBE is relatively rapid (Deeb and others, 2000), but markedly slower than BTEX degradation. In addition, the anaerobic biodegradation of MTBE is known to proceed, although slowly, under a variety of redox conditions. Until recently, however, little was known about specific pathways involved in the anaerobic degradation of MTBE.

Aerobic Biodegradation of BTEX Compounds

Laboratory and field studies show that microorganisms mediate the biodegradation of BTEX compounds under aerobic conditions (table 17; Aronson and others, 1999). The microbially catalyzed oxidation reaction between dissolved oxygen and BTEX is thermodynamically favored because BTEX compounds are in a highly reduced state and the preferred terminal electron acceptor (TEA) is oxygen (Brown and others, 1996). The microbially catalyzed oxidation of BTEX compounds requires 3.1 milligrams per liter (mg/L) of dissolved oxygen (DO) to 1 mg/L of a BTEX compound (Aronson and Howard, 1997). Some studies show that the rate of biodegradation tends to slow when DO concentrations are less than about 1–2 parts per million (ppm; equal to milligrams per liter, mg/L; Chiang and others, 1989; Salanitro, 1993). During laboratory studies in which the initial DO concentration was at least 8 mg/L, individual BTEX compounds or a BTEX mixture biodegraded rapidly to low concentrations until the DO concentration was less than 2 mg/L; At this threshold, biodegradation was rate limited, rather than substrate limited, because of the low DO concentration (Salanitro, 1993).

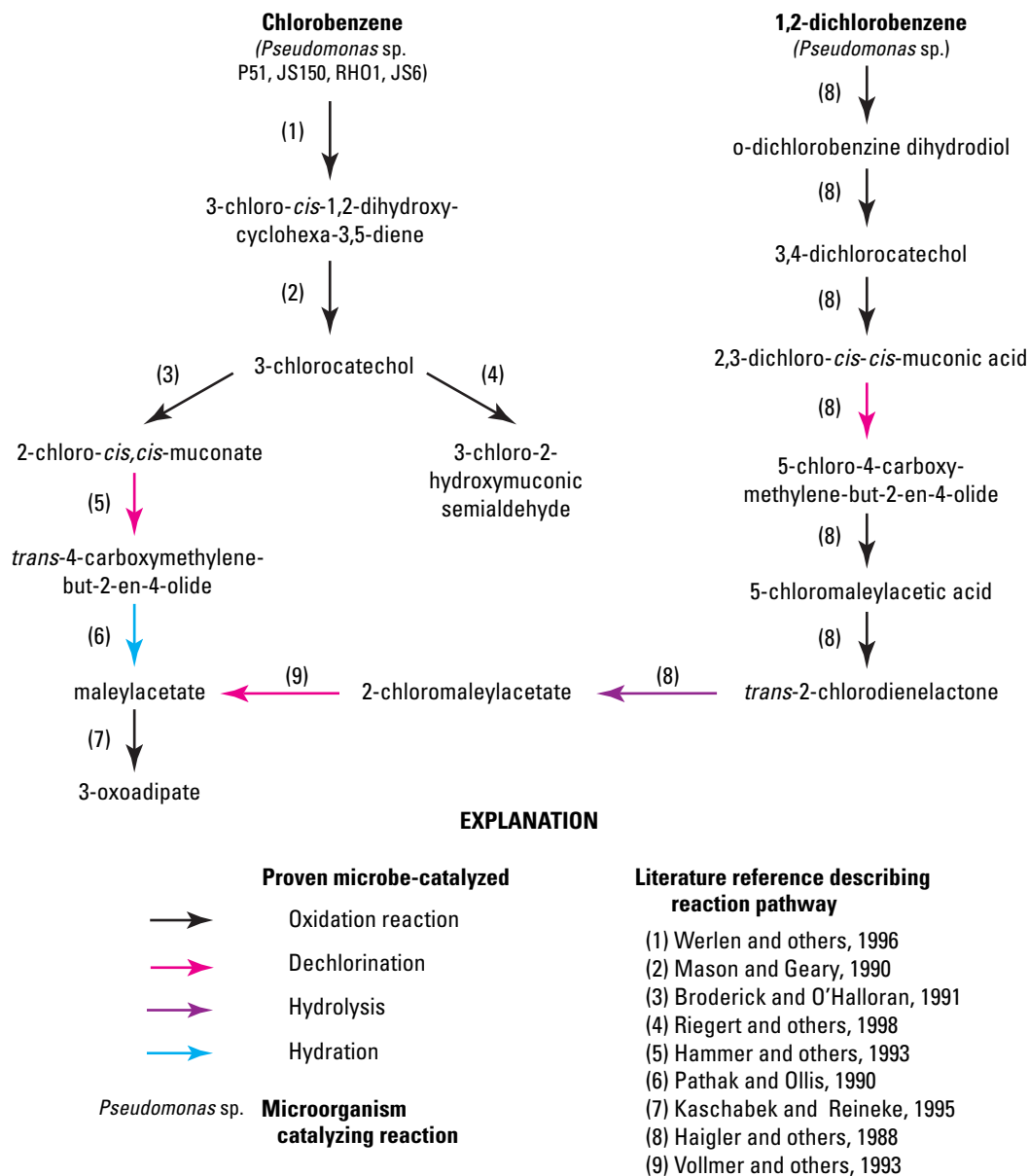


Figure 11. Laboratory-derived pathway for the aerobic biodegradation of chlorobenzene and 1,2-dichlorobenzene (modified from McLeish, 2005).

Aerobic microorganisms readily oxidize BTEX compounds while using them as primary substrates. The oxidation of BTEX compounds can proceed via several pathways (figs. 12–16). In one laboratory column study, methanol was added to a BTEX mixture to identify possible co-metabolic pathways. The methanol was not used as the primary substrate and appeared to depress the biodegradation of BTEX compounds (Hubbard and others, 1994). This study showed that BTEX degradation was not a result of co-metabolism. Benzene has been shown to degrade completely to carbon dioxide (mineralization; Gibson and others, 1968; Gibson and Subramanian, 1984; Edwards and Grbić-Galić, 1992). More recent laboratory experiments show that catechol is an intermediate compound in the benzene pathway (fig. 12). Five separate

degradation pathways have been identified for toluene under aerobic conditions (fig. 13). One of these pathways shares a common intermediate compound (3-methylcatechol) with the degradation of *o*- and *m*-xylene (figs. 12 and 13). The pathway for *p*-xylene follows a similar pattern, but differs in the intermediate compounds formed. This difference is caused by the position of the methyl group on the benzene ring of *p*-xylene (fig. 14). The aerobic biodegradation of ethylbenzene follows three pathways depending on the microorganism using ethylbenzene as its carbon source (fig. 15). Based on laboratory and field microcosm studies, biodegradation of BTEX under aerobic conditions is more rapid in gasoline-contaminated aquifer sediments than in uncontaminated aquifer sediments (Aronson and others, 1999; table 17).

Table 16. Laboratory or environmental half-lives and by-products for the aerobic and anaerobic biodegradation of selected chlorinated benzene compounds detected in ground water.[IUPAC, International Union of Pure and Applied Chemistry; CO₂, carbon dioxide; DCB, dichlorobenzene]

| Compound (IUPAC name) ¹ | Degradation by-products | Half-life (days) | Literature reference |
|------------------------------------|-----------------------------------|------------------|---|
| Aerobic conditions | | | |
| chlorobenzene | 3-chlorocatechol, CO ₂ | 69–150 | Rathbun, 1998; McLeish, 2005 |
| 1,2-dichlorobenzene | chlorobenzene | 28–180 | Rathbun, 1998 |
| 1,4-dichlorobenzene | chlorobenzene | 28–180 | Rathbun, 1998 |
| 1,2,4-trichlorobenzene | succinate, chloroacetate | 28–180 | Rathbun, 1998; Renhao, 2005; Yao, 2006 |
| Anaerobic conditions | | | |
| chlorobenzene | CO ₂ | 280–580 | Rathbun, 1998; Monferran and others, 2005 |
| 1,2-dichlorobenzene | CO ₂ | 119–722 | Rathbun, 1998 |
| 1,4-dichlorobenzene | chlorobenzene | 112–722 | Rathbun, 1998; Yao, 2006 |
| 1,2,4-trichlorobenzene | 1,4-DCB, chlorobenzene | 112–722 | Rathbun, 1998; Yao, 2006 |

¹International Union of Pure and Applied Chemistry, 2006

A nationwide survey of VOCs in ground water showed that toluene, representing BTEX compounds, was detected more frequently in oxic rather than in anoxic ground water (Squillace and Moran, 2006). In other studies, the loss of BTEX compounds along ground-water flowpaths was inversely related to dissolved-oxygen concentration, indicating that microbial activity (respiration) was related to BTEX degradation (Donaldson and others, 1990; Huesemann and Truex, 1996).

Morasch and others (2001, 2002), using stable isotope fractionation data, concluded that quantifying aerobic microbial degradation of BTEX in oxic environments may not be possible. Moreover, laboratory studies have shown that ethylbenzene can inhibit the microbial degradation of benzene, toluene, and the xylenes and does so until all of the ethylbenzene is degraded (Deeb and Alvarez-Cohen, 2000).

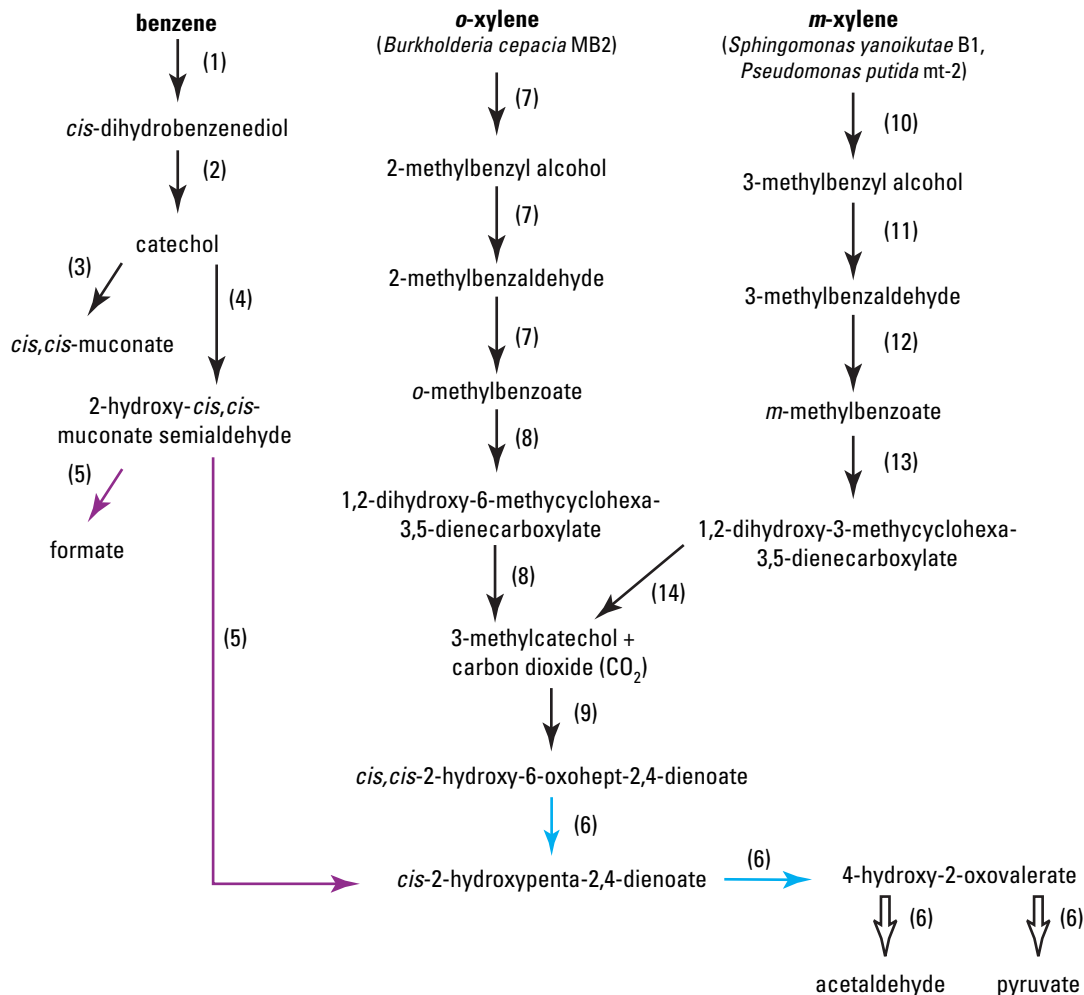
Anaerobic Biodegradation of BTEX Compounds

During anaerobic biodegradation, BTEX compounds are used metabolically as electron donors (carbon source, primary substrate) by select microbial populations to produce the energy for cell growth (Aronson and Howard, 1997). BTEX degradation can be limited by the availability of terminal electron acceptors such as nitrate, sulfate, carbon dioxide, or iron (III) in the aquifer (Lovley and others, 1989; Lovley and others, 1995). These electron acceptors, however, commonly exist in ground water at sufficient levels for these reactions to proceed (Lovley and Lonergan, 1990; Kuhn and others, 1988). Figure 16 shows the anaerobic biodegradation pathways for BTEX compounds.

Anaerobic biodegradation of benzene appears to be more aquifer specific than that for the other monoaromatic hydrocarbons. Current data indicates that biodegradation may not occur at all sites (Aronson and Howard, 1997). Some of these studies show that benzene resists anaerobic metabolism in the field (Reinhard and others, 1984; Barbaro and others, 1992) and in laboratory enrichments established with sewage sludge, aquifer sediments, and contaminated soils (Krumholz and others, 1996; Barbaro and others, 1992).

Conversely, several ground-water studies have shown that BTEX degradation rates decline in a sequence from mildly reducing conditions (nitrate reduction zone, Hutchins and others, 1991) to strongly reducing conditions (methanogenesis) in shallow aquifers (Kazumi and others, 1997; Lu and others, 1999; Roychoudhury and Merrett, 2005). Furthermore, other studies show that when conditions are favorable, benzene (and other BTEX compounds) can be oxidized to carbon dioxide under highly reducing conditions. For example, benzene was rapidly mineralized under sulfate-reducing conditions in marine and freshwater sediments, and in aquifer sediments (Lovley and Lonergan, 1990; Edwards and Grbić-Galić, 1992; Lovley and others, 1995; Phelps and others, 1996; Coates and others, 1996a,b; Weiner and Lovley, 1998).

The rate of anaerobic biodegradation of BTEX compounds was quickest under sulfate-reducing conditions in laboratory and field/in situ studies (Beller and others, 1992a,b; table 18). The anaerobic biodegradation of BTEX compounds in ground water was conclusively shown in situ by Griebler and others (2004b) using compound-specific isotope analysis and signature metabolites analysis. Figure 16 shows the anaerobic pathway for BTEX compounds developed from the intermediate compounds identified in ground-water samples by Griebler and others (2004b).

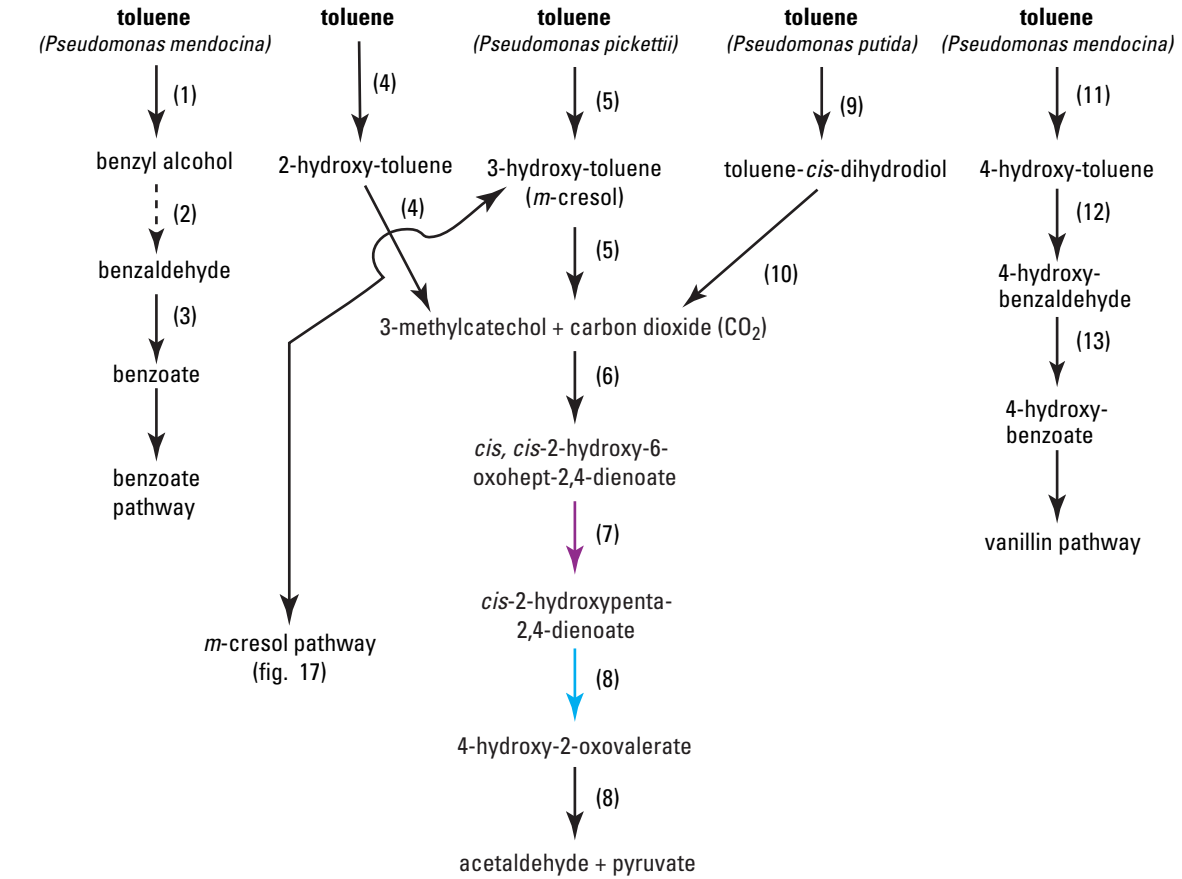


EXPLANATION

| Proven microbe-catalyzed | | Literature reference describing reaction pathway | |
|--------------------------|-----------------------|--|--------------------------------|
| → | Oxidation reaction | (1) Zamanian and Mason, 1987 | (8) Higson and Focht, 1992 |
| → | Hydrolysis | (2) Mason and Geary, 1990 | (9) Kukor and Olsen, 1991 |
| → | Hydration | (3) Ngai and others 1990 | (10) Suzuki and others, 1991 |
| ⇒ | Reaction, unspecified | (4) Cerdan and others 1994 | (11) Katagiri and others, 1967 |
| | | (5) Horn and others, 1991 | (12) Chalmers and Fewson, 1989 |
| | | (6) Lau and others, 1994 | (13) Harayama and others, 1986 |
| | | (7) Jorgensen and others, 1995 | (14) Neidle and others, 1992 |

Burkholderia cepacia **Microorganism catalyzing reaction**

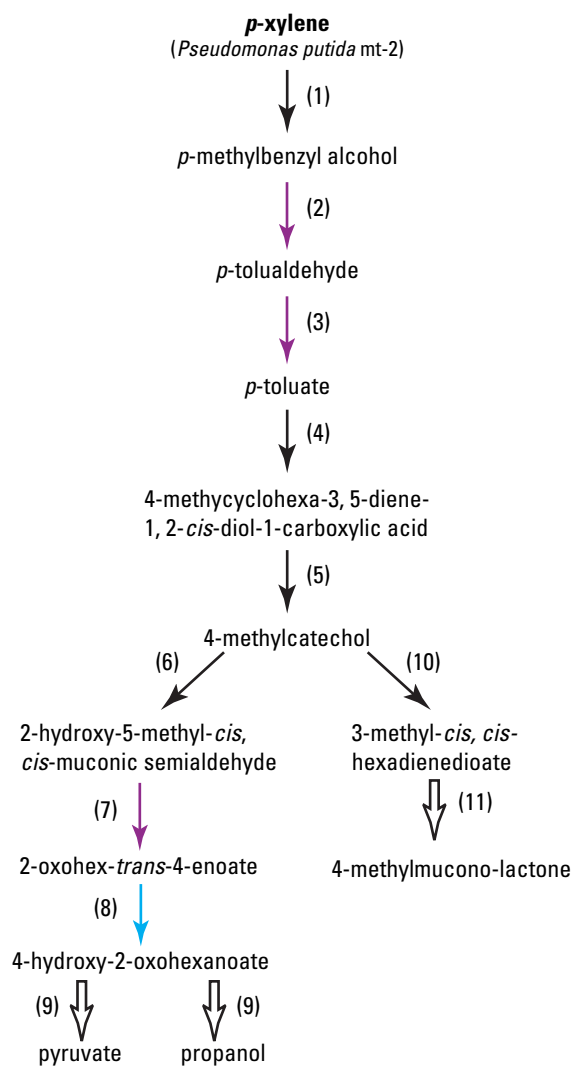
Figure 12. Laboratory-derived pathways for the aerobic biodegradation of benzene, *o*-, and *m*-xylene (modified from Hyatt and Jun Oh, 2005; Jun Oh, 2005).



EXPLANATION

| Proven microbe-catalyzed | | Literature reference describing reaction pathway | |
|---------------------------------|--|---|--------------------------------|
| → | Oxidation reaction | (1) Shaw and Harayama, 1992 | (8) Lau and others, 1994 |
| → | Hydrolysis | (2) Shaw and others, 1993 | (9) Wackett and others, 1988 |
| → | Hydration | (3) Inoue and others, 1995 | (10) Simpson and others, 1987 |
| <i>Pseudomonas mendocina</i> | Microorganism catalyzing reaction | (4) Shields and others, 1995 | (11) Yen and others, 1991 |
| | | (5) Olsen and others, 1994 | (12) McIntire and others, 1986 |
| | | (6) Kukor and Olsen, 1991 | (13) Bossert and others, 1989 |
| | | (7) Menn and others, 1991 | |

Figure 13. Laboratory-derived pathways for the aerobic biodegradation of toluene (modified from Wackett and Zeng, 2004).

**EXPLANATION****Proven microbe-catalyzed**

- Oxidation reaction
- Hydrolysis
- Hydration
- ⇒ Reaction, unspecified

*Pseudomonas putida***Microorganism catalyzing reaction****Literature reference describing reaction pathway**

- | | |
|------------------------------|--------------------------------|
| (1) Shaw and Harayama, 1992 | (7) Diaz and Timmis, 1995 |
| (2) Biegert and others, 1995 | (8) Harayama and others, 1989 |
| (3) Shaw and Harayama, 1990 | (9) Platt and others, 1995 |
| (4) Walsh and others, 1983 | (10) Murakami and others, 1997 |
| (5) Whited and others, 1986 | (11) Helin and others, 1995 |
| (6) Cerdan and others, 1994 | |

Aerobic Biodegradation of Methyl *Tert*-butyl Ether

The compound methyl *tert*-butyl ether contains ether bonds and branched hydrocarbon skeletons (*tert*-butyl branch) that are common to compounds that persist in the environment (Smith and others, 2003; Alexander, 1973). Although early studies concluded that MTBE was recalcitrant to biodegradation (Squillace and others, 1997), more recent studies show that, once initiated, the aerobic biodegradation of MTBE is relatively rapid (Deeb and others, 2000), but markedly slower than BTEX degradation (table 17). MTBE may appear to persist in contaminated ground water if ground-water studies are concluded too quickly, especially in areas where MTBE is a new contaminant. This time lag before degradation begins is the time it takes the microorganisms in the aquifer to adapt and begin to use MTBE as a carbon source (Drogos and Diaz, 2000; Wilson and others, 2000, 2005). Wilson and others (2005), using data from various studies, show that microorganisms capable of degrading MTBE take from 10 to 500 times longer to double their population than do those microbes that degrade BTEX compounds. Therefore, the capacity for the natural attenuation of MTBE depends on the age of the contamination and the presence of microorganisms capable of assimilating MTBE.

Although some studies concluded that MTBE degrades slowly in aerobic environments (Squillace and others, 1997), other more recent studies show that MTBE is easily degraded under the proper conditions. For example, in a laboratory study of lake and streambed sediments collected from 11 sites across the United States, MTBE completely degraded within 50 days (Bradley and others, 1999, 2001). A study by Landmeyer and others (2001) clearly shows that MTBE was recalcitrant under anaerobic conditions during 2 weeks of monitoring, but rapidly degraded when oxygen was added to a small, discrete flowpath in shallow ground water.

Although three different bacteria are able to aerobically degrade MTBE via two different pathways (fig. 17; Pedersen and Essenberg, 2005), the exact mechanisms driving MTBE degradation are not well known. *Tert*-butyl alcohol (TBA) is a commonly detected by-product of aerobic MTBE degradation (Steffan and others, 1997). Aerobic biodegradation rates for MTBE are difficult to find in the literature, but those that are published indicate that the rates are substantially slower than those for BTEX compounds (table 17). Some studies indicate that the degradation of MTBE may be inhibited by the presence of BTEX compounds (Deeb and Alvarez-Cohen, 2000); however, others indicate that BTEX compounds do not inhibit MTBE degradation (Aronson and others, 1999; Drogos and Diaz, 2000; Kane and others, 2001; Sedran and others, 2002).

Figure 14. Laboratory-derived pathways for the aerobic biodegradation of *p*-xylene (modified from Mili and Stephens, 2006).

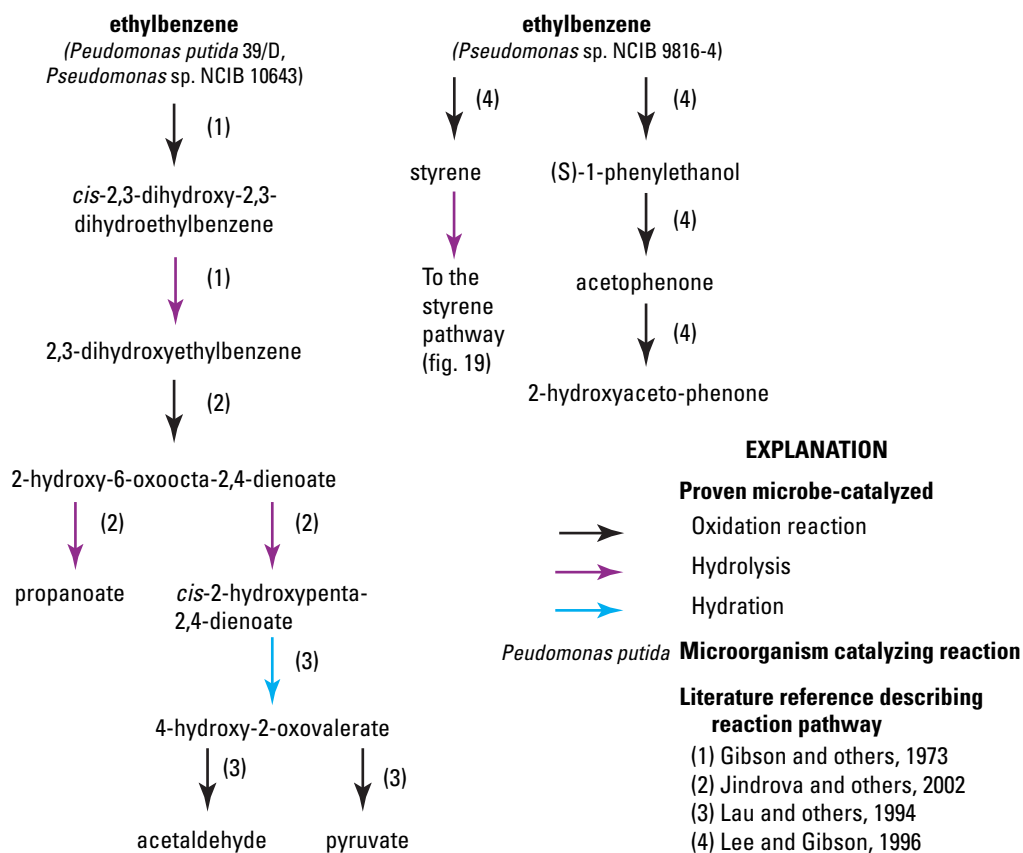


Figure 15. Laboratory-derived pathway for the aerobic biodegradation of ethylbenzene (modified from McLeish, 2005).

Anaerobic Biodegradation of Methyl *Tert*-butyl Ether

The anaerobic biodegradation of MTBE is known to proceed, although slowly, under methanogenic (Wilson and others, 2000; Wilson and others, 2005), sulfate-reducing (Somsamak and others, 2001), iron-reducing (Finneran and Lovley, 2001), and nitrate-reducing (Bradley and others, 2001) conditions. Little is presently known, however, about the pathway of MTBE biodegradation under any of these conditions, although it has been suggested that anaerobic biodegradation could be initiated by a hydrolytic mechanism (O'Reilly and others, 2001; Kuder and others, 2005).

In a six-state ground-water study, Kolhatkar and others (2000) observed the degradation of MTBE and TBA in anoxic zones near 76 gas stations. Using data from four of those sites, degradation rates were calculated for MTBE and TBA. These degradation rates ranged from 0.0011 to 0.0271 day⁻¹ for MTBE and 0.0151 to 0.0351 day⁻¹ for TBA. MTBE and TBA degradation were observed only at sites that were methanogenic (dissolved methane >0.5 mg/L). Furthermore, these sites were depleted in sulfate relative to background concentrations. Kolhatkar and others (2002) confirmed the anaerobic degradation of MTBE and TBA in anoxic ground water using stable carbon isotope analysis. This study also concludes that the anaerobic biodegradation rates of MTBE and TBA may exceed those estimated for aerobic biodegradation.

32 Description, Properties, and Degradation of Selected VOCs Detected in Ground Water

Table 17. Average half-life for the aerobic biodegradation of the fuel compounds BTEX and methyl *tert*-butyl ether to carbon dioxide in an uncontaminated and contaminated matrix of aquifer sediments and ground water.¹

[—, no studies referenced; <, less than]

| Compound | Median ¹ primary degradation rate (day ⁻¹) | Average half-life in uncontaminated matrix (days) | | | Average half-life in contaminated matrix (days) | | |
|---------------------------------|---|---|--------------------------------|----------------------|---|--------------------------------|-------------------------|
| | | Field setting ² | Laboratory column ³ | Laboratory microcosm | Field setting | Laboratory column ⁴ | In situ microcosm |
| benzene | 0.096 | 238 | 1.5 | 408 | ⁵ 58 | ³ 1–2.3 | ^{6,10} 3–31 |
| toluene | .20 | ⁸ 135–238 | 4–7 | ^{8,9} 40–60 | ⁷ 5 | 2.3 | ⁶ 4.5–7 |
| ethylbenzene | .113 | 238 | — | ⁹ 60–139 | — | 2.3 | ^{13,11} 11 |
| <i>m</i> -, <i>p</i> -xylene | .054 | 238 | — | ^{8,9} 31–60 | — | .350 | ^{12,11} 3.5–11 |
| <i>o</i> -xylene | .054 | 238 | 1–4 | ⁹ 12–25 | — | 2.3 | ^{6,10} 14–83 |
| methyl <i>tert</i> -butyl ether | ¹² .0039 | — | — | — | — | — | ¹³ <365 |

¹Aronson and others, 1999

²American Petroleum Institute, 1994

³Alvarez and others, 1998

⁴Anid and others, 1993

⁵Kemblowski and others, 1987

⁶Nielsen and others, 1996

⁷McCarty and others, 1998

⁸Barker and others, 1987

⁹Hubbard and others, 1994

¹⁰Holm and others, 1992

¹¹Thomas and others, 1990

¹²Laboratory microcosm

¹³Fenner and others, 2000

Table 18. Mean half-life in days for the anaerobic biodegradation of the fuel compounds BTEX, and methyl *tert*-butyl ether, *tert*-butyl alcohol under various reducing conditions.¹

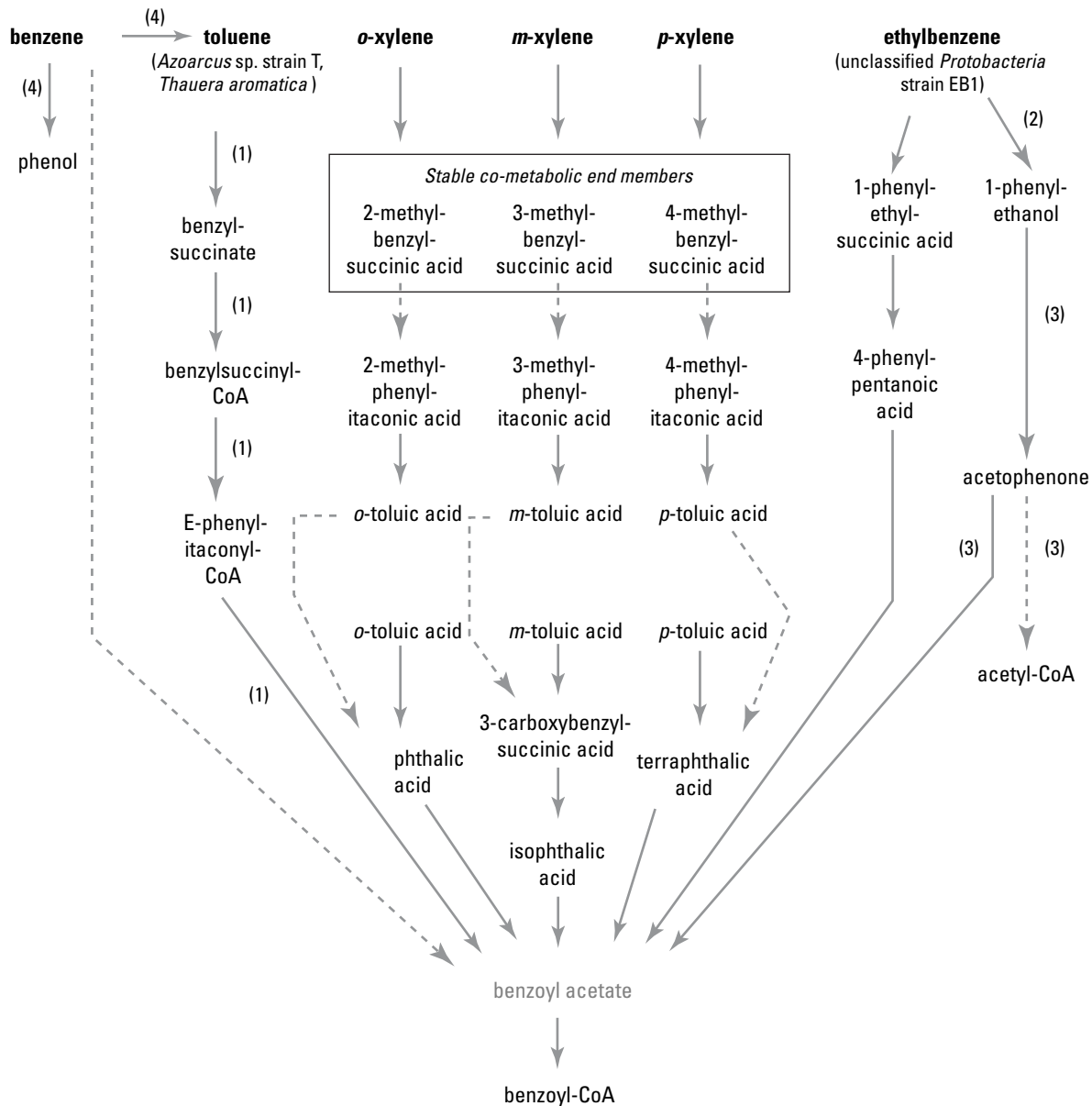
[(46), number of samples used to derive the mean value; MTBE, methyl *tert*-butyl ether; TBA, *tert*-butyl alcohol; —, not available]

| Environmental condition | Benzene | Toluene | Ethylbenzene | <i>o</i> -Xylene | <i>m</i> -Xylene | <i>p</i> -Xylene | MTBE | TBA |
|--------------------------|----------|----------|--------------|------------------|------------------|------------------|-------------------------|-----------------------|
| Field/in situ studies | 210 (41) | 12 (46) | 46 (37) | 33 (33) | 43 (34) | 46 (26) | — | — |
| Nitrate-reducing studies | 97 (38) | 13 (42) | 104 (28) | 108 (46) | 113 (35) | 108 (29) | — | — |
| Iron-reducing studies | 140 (11) | 516 (10) | 1,828 (4) | 1,822 (8) | 1,822 (8) | 1,822 (8) | — | — |
| Sulfate-reducing studies | 50 (9) | 61 (14) | 197 (7) | 109 (9) | 141 (8) | 198 (5) | — | — |
| Methanogenic studies | 61 (16) | 50 (24) | 229 (8) | 304 (14) | 317 (10) | 406 (7) | ^{2,3} 30–7,302 | ^{2,3} 15–502 |

¹Aronson and Howard, 1997, p. 16

²Kolhatkar and others, 2000

³Wilson and others, 2005



EXPLANATION

- **Proven microbe-catalyzed Reductive pathway**
- - → **Postulated microbe-catalyzed reductive pathway**
- Azoarcus* sp. **Microorganism catalyzing reaction**
- Literature reference describing reaction pathway**
- (1) Beller and Spormann, 1997
- (2) Kniemeyer and Heider, 2001
- (3) Ball and others, 1996
- (4) Ulrich and others, 2005

benzoyl acetate **Postulated compound from other experiments**

Figure 16. Field and laboratory-derived pathways for the anaerobic biodegradation of the BTEX compounds—benzene, toluene, ethylbenzene, and xylene (modified from Edwards and Grbić-Galić, 1994; and Griebler and others, 2004b).

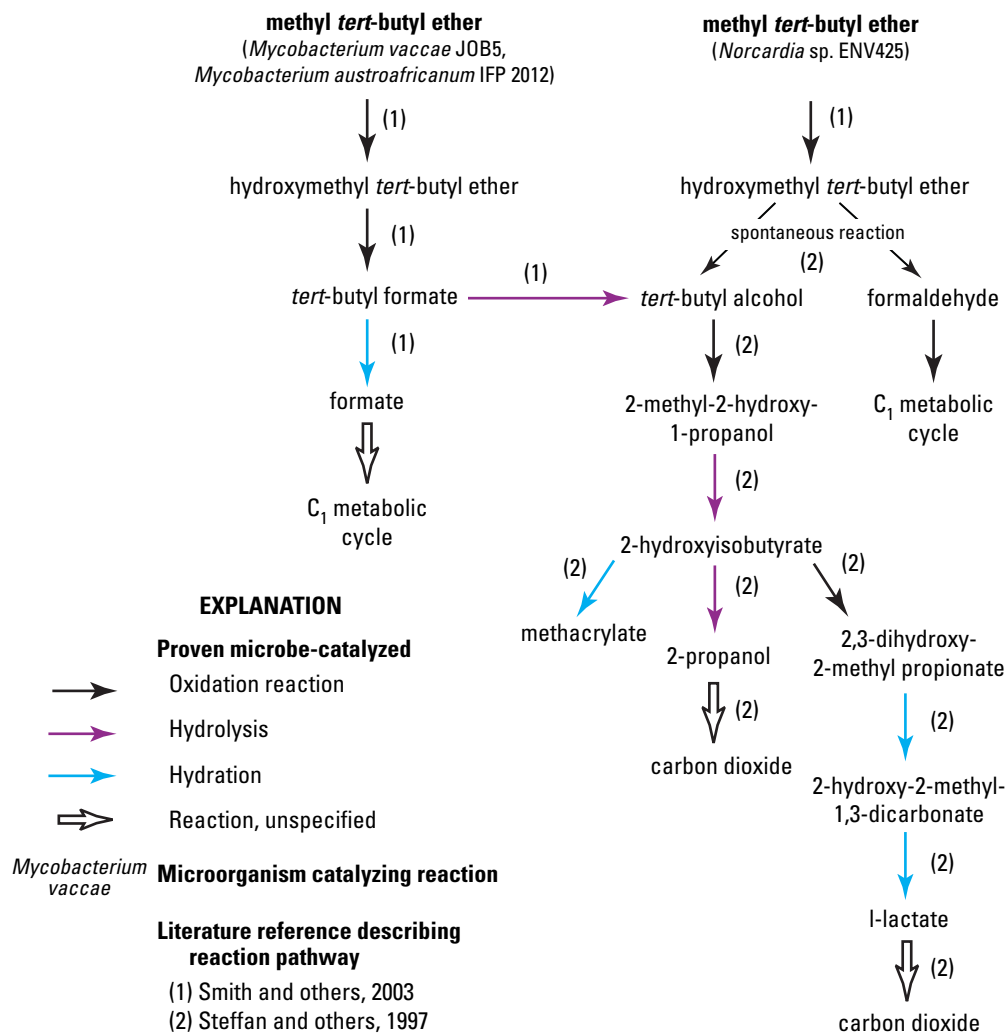
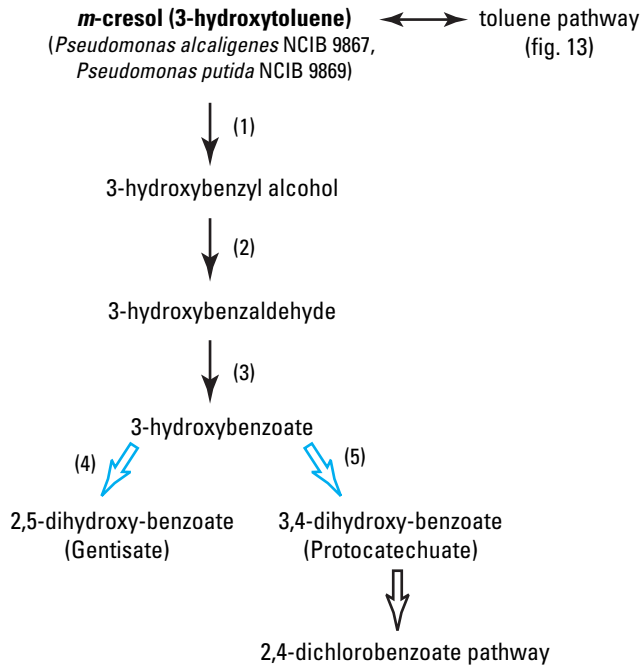


Figure 17. Laboratory-derived pathway for the aerobic biodegradation of methyl *tert*-butyl ether (modified from Pedersen and Essenberg, 2005).



EXPLANATION

Proven microbe-catalyzed

- Oxidation reaction
- ⇨ Hydroxylation reaction
- ⇨ Reaction, unspecified

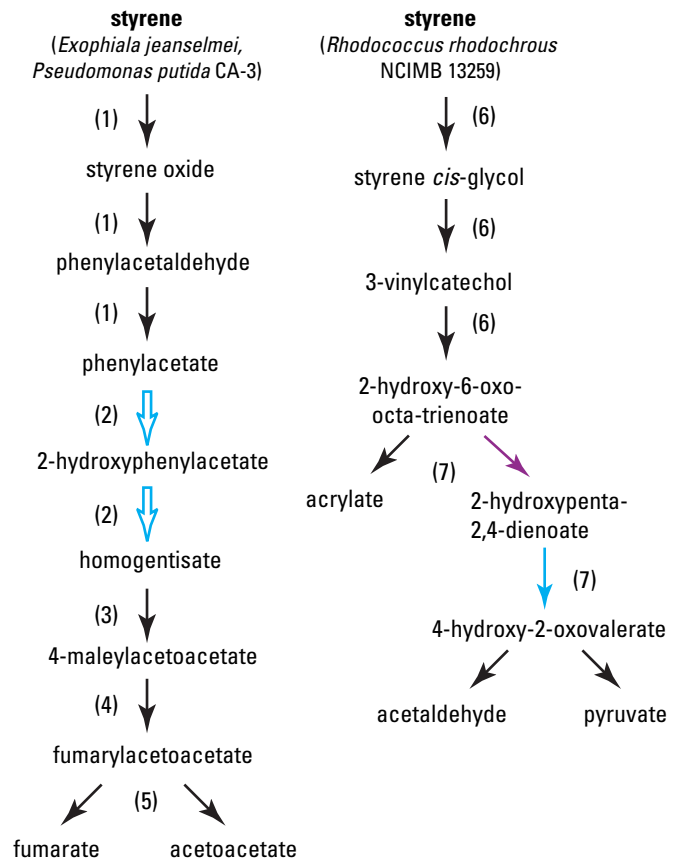
Pseudomonas alcaligenes

Microorganism catalyzing reaction

Literature reference describing reaction pathway

- (1) Keat and Hopper, 1978a
- (2) Keat and Hopper, 1978b
- (3) Hopper and Taylor, 1975
- (4) Poh and Bayly, 1980
- (5) Nakazawa and Hayashi, 1978

Figure 18. Laboratory-derived pathway for the aerobic biodegradation of *m*-cresol (modified from Sakai and others, 2005).



EXPLANATION

Proven microbe-catalyzed

- Oxidation reaction
- ⇨ Hydroxylation reaction
- ⇨ Hydrolysis
- ⇨ Hydration

Exophiala jeanselmei

Microorganism catalyzing reaction

Literature reference describing reaction pathway

- (1) Cox and others, 1996
- (2) Olivera and others, 1994
- (3) Fernandez-Canon and Penalva, 1995
- (4) Hagedorn and Chapman, 1985
- (5) Crawford, 1976
- (6) Warhurst and others, 1994
- (7) Lau and others, 1994

Figure 19. Laboratory-derived pathways for the aerobic biodegradation of styrene (modified from Kraus and others, 2005).

References Cited

- Adamson, D.T., and G.F. Parkin, 1999, Biotransformation of mixtures of chlorinated aliphatic hydrocarbons by an acetate-grown methanogenic enrichment culture: *Water Research*, v. 33, no. 6, p. 1482–1494.
- Adrian, Lorenz, Werner Manz, Ulrich Szewzyk, and Helmut Gorisch, 1998, Physiological characterization of a bacterial consortium reductively dechlorinating 1,2,3- and 1,2,4-trichlorobenzene: *Applied and Environmental Microbiology*, v. 64, no. 2, p. 496–503.
- Agency for Toxic Substances and Disease Registry, 1989, Toxicological profile of 1,1,2-trichloroethane: U.S. Department of Health and Human Services, Public Health Service, Atlanta, Georgia, 109 p., online at <http://www.atsdr.cdc.gov/toxprofiles/tp148.html>, accessed June 14, 2006.
- Agency for Toxic Substances and Disease Registry, 1990, Toxicological profile of chlorobenzene: U.S. Department of Health and Human Services, Public Health Service, Atlanta, Georgia, 99 p., online at <http://www.atsdr.cdc.gov/toxprofiles/tp131.html>, accessed June 14, 2006.
- Agency for Toxic Substances and Disease Registry, 1990b, Toxicological profile for 1,4-dichlorobenzene: U.S. Department of Health and Human Services, Public Health Service, Atlanta, Georgia, 478 p., online at <http://www.atsdr.cdc.gov/toxprofiles/tp10.html>, accessed June 14, 2006.
- Agency for Toxic Substances and Disease Registry, 1990c, Toxicological profile for 1,1-dichloroethane: U.S. Department of Health and Human Services, Public Health Service, Atlanta, Georgia, 115 p., online at <http://www.atsdr.cdc.gov/toxprofiles/tp133.html>, accessed June 14, 2006.
- Agency for Toxic Substances and Disease Registry, 1998, Toxicological profile for chloroethane: U.S. Department of Health and Human Services, Public Health Service, Atlanta, Georgia, 162 p., online at <http://www.atsdr.cdc.gov/toxprofiles/tp105.html>, accessed June 14, 2006.
- Agency for Toxic Substances and Disease Registry, 2001, Toxicological profile of 1,2-dichloroethane: U.S. Department of Health and Human Services, Public Health Service, Atlanta, Georgia, 297 p., online at <http://www.atsdr.cdc.gov/toxprofiles/tp38.html>, accessed June 14, 2006.
- Agency for Toxic Substances and Disease Registry, 2004, Draft toxicological profile for 1,1,1-trichloroethane: U.S. Department of Health and Human Services, Public Health Service, Atlanta, Georgia, 382 p., online at <http://www.atsdr.cdc.gov/toxprofiles/tp70.html>, accessed June 14, 2006.
- Agency for Toxic Substances and Disease Registry, 2005, Draft toxicological profile for benzene: U.S. Department of Health and Human Services, Public Health Service, Atlanta, Georgia, 147 p., online at <http://www.atsdr.cdc.gov/toxprofiles/tp3.html>, accessed June 14, 2006.
- Alexander, Michael, 1973, Nonbiodegradable and other recalcitrant molecules: *Biotechnology and Bioengineering*, v. 15, p. 611–647.
- Alvarez P.J.J., L.A. Cronkhite, and C.S. Hunt, 1998, Use of benzoate to establish reactive buffer zones for enhanced attenuation of BTX migration—Aquifer column experiments: *Environmental Science and Technology*, v. 32, no. 8, p. 509–515.
- American Petroleum Institute, 1994a, Transport and fate of dissolved methanol, methyl-tertiary-butyl-ether, and monoaromatic hydrocarbons in a shallow sand aquifer: American Petroleum Institute, Health Environmental Science Department, API Publication Number 4601, 338 p.
- Anderson, R.T., J.N. Rooney-Varga, C.V. Gaw, and D.R. Lovley, 1998, Anaerobic benzene oxidation in the Fe (III) reduction zone of petroleum-contaminated aquifers: *Environmental Science and Technology*, v. 32, no. 9, p. 1222–1229.
- Anid, P.J., P.J.J. Alvarez, and T.M. Vogel, 1993, Biodegradation of monoaromatic hydrocarbons in aquifer columns amended with hydrogen peroxide and nitrate: *Water Research*, v. 27, no. 4, p. 685–691.
- Archer, W.L., 1979, Other chloroethanes, *in* Kirk-Othmer Encyclopedia of chemical technology, 3rd ed., v. 5, p. 722–742.
- Arnth, J.D., Gerald Milde, H. Kerndorff, and R. Schleyer, 1989, The 15 most frequently detected organic compounds in ground water at waste disposal sites in Germany and the U.S, *in* Baccini, Peter, ed., *The Landfill—Reactor and Final Storage*, Swiss Workshop on Land Disposal of Solid Wastes Gerzensee, March 14–17, 1988: *Lecture Notes in Earth Sciences*, New York, N.Y., Springer-Verlag, Inc., p. 399.
- Aronson, Dallas, Mario Citra, Kirsten Shuler, Heather Printup, and P.H. Howard, 1999, Aerobic biodegradation of organic chemicals in environmental media—A summary of field and laboratory studies: Prepared for the U.S. Environmental Protection Agency by Environmental Science Center, Syracuse Research Corporation, North Syracuse, N.Y., SRC TR 99-002, 189 p.
- Aronson, Dallas, and P.H. Howard, 1997, Anaerobic biodegradation of organic chemicals in groundwater—A summary of field and laboratory studies: Final report prepared for the American petroleum Institute by Environmental Science Center, Syracuse Research Corporation, North Syracuse, N.Y., 262 p.
- Australian Department of Environment and Heritage, 2003, National Pollutant Inventory, volatile organic compound definition and information, version 2.4: Department of Environment and Heritage, Commonwealth of Australia, 4 p., online at <http://www.npi.gov.au/handbooks/pubs/voc.pdf>, accessed February 23, 2006.

- Azadpour-Keeley, Ann, H.H. Russell, and G.W. Sewell, 1999, Microbial processes affecting monitored natural attenuation of contaminants in the subsurface: Ada, Okla., National Risk Management Research Laboratory, Subsurface Protection and Remediation Division, Robert S. Kerr Environmental Research Center, EPA/540/S-99/001, 18 p.
- Ball, H.A., H.A. Johnson, Martin Reinhard, and A.M. Spormann, 1996, Initial reactions in anaerobic ethylbenzene oxidation by a denitrifying bacterium, strain EB1: *Journal of Bacteriology*, v. 178, no. 19, p. 5755–5761.
- Barbaro, J.R., J.F. Barker, L.A. Lemon, and C.I. Mayfield, 1992, Biotransformation of BTEX under anaerobic, denitrifying conditions—Field and laboratory observations: *Journal of Contaminant Hydrology*, v. 11, p. 245–272.
- Barbaro, J.R., and P.P. Neupane, 2001, Distribution and mass loss of volatile organic compounds in the surficial aquifer at sites FT03, LF13, and WP14/LF15, Dover Air Force Base, Delaware, November 2000–February 2001: U.S. Geological Survey Water-Resources Investigations Report 02-4121, 68 p.
- Barker, J.F., G.C. Patrick, and D. Major, 1987, Natural attenuation of aromatic hydrocarbons in a shallow sand aquifer: *Groundwater Monitoring and Remediation*, v. 7, no. 1, p. 64–72.
- Beek, Bernd (volume editor), 2001, Biodegradation and persistence, *in* Hutzinger, Otto, ed., 2001, Reactions and processes—The Handbook of Environmental Chemistry, v. 2k: Berlin, Germany, Springer-Verlag, 320 p.
- Beller, H.R., and A.M. Spormann, 1997, Anaerobic activation of toluene and *o*-xylene by addition to fumarate in denitrifying strain T: *Journal of Bacteriology*, v. 179, no. 3, p. 670–676.
- Beller, H.R., Dunja Grbić-Galić, and Martin Reinhard, 1992a, Microbial degradation of toluene under sulfate-reducing conditions and the influence of iron on the process: *Applied and Environmental Microbiology*, v. 58, no. 3, p. 786–793.
- Beller, H.R., Martin Reinhard, and Dunja Grbić-Galić, 1992b, Metabolic by-products of anaerobic toluene degradation by sulfate-reducing enrichment cultures: *Applied and Environmental Microbiology*, v. 58, no. 9, p. 3192–3195.
- Biegert, Thomas, Uwe Altenschmidt, Christoph Eckerskorn, and Georg Fuchs, 1995, Purification and properties of benzyl alcohol dehydrogenase from a denitrifying *Thauera* sp.: *Archives of Microbiology*, v. 163, no. 6, p. 418–423.
- Borden, R.C., J.H. Melody, M.B. Shafer, and M.A. Barlaz, 1997, Anaerobic biodegradation of BTEX in aquifer material: U.S. Environmental Protection Agency, EPA/600/S-97/003, 9 p.
- Bossert, I.D., Greg Whited, D.T. Gibson, and L.Y. Young, 1989, Anaerobic oxidation of *p*-cresol mediated by a partially purified methylhydroxylase from a denitrifying bacterium: *Journal of Bacteriology*, v. 171, no. 6, p. 2956–2962.
- Bouwer, E.J., 1994, Bioremediation of chlorinated solvents using alternate electron acceptors, *in* Norris, R.D., R.E. Hinchee, Richard Brown, P.L. McCarty, Lewis Semprini, J.T. Wilson, D.H. Kampbell, Martin Reinhard, E.J. Bouwer, R.C. Borden, T.M. Vogel, J.M. Thomas, and C.H. Ward, eds., *Groundwater cleanup through bioremediation*, Handbook of Bioremediation: Boca Raton, Fla., Lewis Publishers, p. 149.
- Bouwer, E.J., B.E. Rittman, and R.L. McCarty, 1981, Anaerobic degradation of halogenated 1- and 2-carbon organic compounds: *Environmental Science and Technology*, v. 15, no. 5, p. 596–599.
- Boyd, S.A., Jin Xiangcan, and J.F. Lee, 1990, Sorption of nonionic organic compounds by corn residues from a no-tillage field: *Journal Environmental Quality*, v. 19, no. 4, p. 734–738.
- Bradley, P.M., and F.H. Chapelle, 1998, Effect of contaminant concentration on aerobic microbial mineralization of DCE and VC in stream-bed sediments: *Environmental Science and Technology*, v. 32, no. 5, p. 553–557.
- Bradley, P.M., J.E. Landmeyer, and F.H. Chapelle, 1999, Aerobic mineralization of MTBE and *tert*-butyl alcohol by stream-bed sediment microorganisms: *Environmental Science and Technology*, v. 33, no. 11, p. 1877–1879.
- Bradley, P.M., J.E. Landmeyer, and F.H. Chapelle, 2001, Widespread potential for microbial MTBE degradation in surface-water sediments: *Environmental Science and Technology*, v. 35, no. 4, p. 658–662.
- Braun, C.L., 2004, Reductive dechlorination of chlorinated ethenes under oxidation-reduction conditions and potentiometric surfaces in two trichloroethene-contaminated zones at the Double Eagle and Fourth Street Superfund Sites in Oklahoma City, Oklahoma: U.S. Geological Survey Scientific Investigations Report 2004–5050, 20 p.
- Broderick, J.B., and T.V. O'Halloran, 1991, Overproduction, purification, and characterization of chlorocatechol dioxygenase, a non-heme iron dioxygenase with broad substrate tolerance: *Biochemistry*, v. 30, no. 29, p. 7349–7358.
- Brown, R.A., R.E. Hinchee, R.D. Norris, and J.T. Wilson, 1996, Bioremediation of petroleum hydrocarbons—A flexible, variable speed technology: *Bioremediation Journal*, v. 6, no. 4, p. 95–108.
- Brown, T.L., and H.E. LeMay, Jr., 1977, *Chemistry—The central science*: Englewood Cliffs, New Jersey, Prentice-Hall, Inc, p. 718–746.

- Cerdan, Pascale, Alain Wasserfallen, Monique Rekik, K.N. Timmis, and Shigeaki Harayama, 1994, Substrate specificity of catechol 2,3-dioxygenase encoded by TOL plasmid pWW0 of *Pseudomonas putida* and its relationship to cell growth: *Journal of Bacteriology*, v. 176, no. 19, p. 6074–6081.
- Chalmers, R.M., and C.A. Fewson, 1989, Purification and characterization of benzaldehyde dehydrogenase I from *Acinetobacter calcoaceticus*: *Biochemical Journal*, v. 263, no. 3, p. 913–919.
- Chapelle, F.H., P.B. McMahon, N.M. Dubrovsky, R.F. Fujii, E.T. Oaksford, and D.A. Vroblesky, 1995, Deducing the distribution of terminal electron-accepting processes in hydrologically diverse groundwater systems: *Water Resources Research*, v. 31, p. 359–371.
- Chen, Chun, J.A. Puhakka, and J.F. Ferguson, 1996, Transformation of 1,1,2-tetrachloroethane under methanogenic conditions: *Environmental Science and Technology*, v. 30, no. 2, p. 542–547.
- Chiang, C.Y., J.P. Salanitro, E.Y. Chai, J.D. Colthart, and C.L. Klein, 1989, Aerobic biodegradation of benzene, toluene, and xylene in a sandy aquifer—Data analysis and computer modeling: *Ground Water*, v. 27, no. 6, p. 823–834.
- Chiou, C.T., L.J. Peters, and V.H. Freed, 1979, A physical concept of soil-water equilibria for nonionic organic compounds: *Science*, v. 206, p. 831–832.
- Chiou, C.T., P.E. Porter, and D.W. Schmedding, 1983, Partition equilibria of nonionic organic compounds between soil organic matter and water: *Environmental Science and Technology*, v. 17, no. 4, p. 227–231.
- Christensen, T.H., P.L. Bjerg, S.A. Banwart, Rasmus Jakobsen, Gorm Heron, and Hans-Jørgen Albrechtsen, 2000, Characterization of redox conditions in groundwater contaminant plumes: *Journal of Contaminant Hydrology*, v. 45, p. 165–241.
- Coates, J.D., R.T. Anderson, and D.R. Lovley, 1996a, Oxidation of polycyclic aromatic hydrocarbons under sulfate-reducing conditions: *Applied and Environmental Microbiology*, v. 62, no. 3, p. 1099–1101.
- Coates, J.D., R.T. Anderson, J.C. Woodward, E.J.P. Phillips, and D.R. Lovley, 1996b, Anaerobic hydrocarbon degradation in petroleum-contaminated harbor sediments under sulfate-reducing and artificially imposed iron-reducing conditions: *Environmental Science and Technology*, v. 30, no. 9, p. 2784–2789.
- Coleman, N.V., T.E. Mattes, J.M. Gossett, and J.C. Spain, 2002, Phylogenetic and kinetic diversity of aerobic vinyl-chloride-assimilating bacteria from chlorinated-ethene contaminated sites: *Applied and Environmental Microbiology*, v. 68, no. 12, p. 6162–6171.
- Cox, H.H., B.W. Faber, W.N. Van Heiningen, H. Radhoe, H.J. Doddema, and Wimm Harder, 1996, Styrene metabolism in *Exophiala jeanselmei* and involvement of a cytochrome P-450-dependent styrene monooxygenase: *Applied and Environmental Microbiology*, v. 62, no. 4, p. 1471–1474.
- Crawford, R.L., 1976, Degradation of homogentisate by strains of *Bacillus* and *Moraxella*: *Canadian Journal of Microbiology*, v. 22, no. 2, p. 276–280.
- De Best, J.H., A. Hage, H.J. Doddema, D.B. Janssen, and W. Harder, 1999, Complete transformation of 1,1,1-trichloroethane to chloroethane by a methanogenic mixed population: *Applied Microbiology and Biotechnology*, v. 51, p. 277–283.
- Deeb, R.A., A.J. Stocking, Lisa Alvarez-Cohen, and M.C. Kavanaugh, 2000, MTBE and TBA biodegradation: A current review, in *Proceedings of the 2000 Petroleum Hydrocarbons and Organic Chemicals in Ground Water: Prevention, Detection, and Remediation, Special Focus—Natural Attenuation and Gasoline Oxygenates*, November 15–17, 2000: Anaheim, Calif., National Ground Water Association, p. 50–51 (abstract).
- Deeb, R.A., and Lisa Alvarez-Cohen, 2000, Aerobic biotransformations of gasoline aromatics in multicomponent mixtures: *Bioremediation Journal*, v. 4, no. 1, p. 1–9.
- Delzer, G.C., and Tamara Ivahnenko, 2003, Occurrence and temporal variability of methyl *tert*-butyl ether (MTBE) and other volatile organic compounds in select sources of drinking water—Results of the focused survey: U.S. Geological Survey Water-Resources Investigations Report 02-4084, 65 p.
- Dermietzel, Jürgen, and Andrea Vieth, 2002, Chloroaromatics in groundwater—Chances of bioremediation: *Environmental Geology*, v. 41, no. 6, p. 683–689.
- De Wever, Helene, J.R. Cole, M.R. Fettig, D.A. Hogan, and J.M. Tiedje, 2000, Reductive dehalogenation of trichloroacetic acid by *Trichlorobacter thiogenes* gen. nov., sp. nov.: *Applied and Environmental Microbiology*, v. 66, no. 6, p. 2297–2301.
- Diaz, Eduardo, and K.N. Timmis, 1995, Identification of functional residues in a 2-hydroxymuconic semialdehyde hydrolase—A new member of the α/β hydrolase-fold family of enzymes which cleaves carbon-carbon bonds: *Journal of Biological Chemistry*, v. 270, no. 11, p. 6403–6411.
- Dinicola, R.S., S.E. Cox, J.E. Landmeyer, and P.M. Bradley, 2002, Natural attenuation of chlorinated volatile organic compounds in ground water at Operable Unit 1, Naval Undersea Warfare Center, Division Keyport, Washington: U.S. Geological Survey Water-Resources Investigations Report 02-4119, 115 p.

- Dolfing, James, 2000, Energetics of anaerobic degradation pathways of chlorinated aliphatic compounds: *Microbial Ecology*, v. 40, p. 2–7.
- Donaldson, S.G., C.M. Miller, and W.W. Miller, 1990, Volatilization of gasoline constituents from soil—A remedial investigation, *in* Proceedings of the National Outdoor Action Conference on Aquifer Restoration: Ground Water Monitoring and Geophysical Methods 4, p. 721–735.
- Drogos, D.L., and A.F. Diaz, 2000, Exploring the environmental issues of mobile, recalcitrant compounds in gasoline: Preprints of extended abstracts, American Chemical Society Symposium, San Francisco, Calif., March 26–30, 2000, v. 40, no. 1, p. 238–240.
- Edwards, E.A., and Dunja Grbić-Galić, 1992, Complete mineralization of benzene by aquifer microorganisms under strictly anaerobic conditions: *Applied and Environmental Microbiology*, v. 58, no. 8, p. 2663–2666.
- Edwards, E.A., and Dunja Grbić-Galić, 1994, Anaerobic degradation of toluene and *o*-xylene by a methanogenic consortium: *Applied and Environmental Microbiology*, v. 60, no. 1, p. 313–322.
- Eggen, R.I., A.C. Geerling, M.S. Jetten, W.M. de Vos, 1991, Cloning, expression, and sequence analysis of the genes for carbon monoxide dehydrogenase of *Methanotheroxosphaera*: *Journal of Biological Chemistry*, v. 266, no. 11, p. 6883–6887.
- Egli, Christine, Rudolf Scholtz, A.M. Cook, and Thomas Leisinger, 1987, Anaerobic dechlorination of tetrachloromethane and 1,2-dichloroethane to degradable products by pure cultures of *Desulfobacterium* sp. and *Methanobacterium* sp.: *FEMS Microbiology Letters*, v. 43, p. 257–261.
- Ellis, L.B.M., Dave Roe, and L.P. Wackett, 2006, University of Minnesota biocatalysis/biodegradation database: The first decade, *nucleic acids research*, v. 34, Database issue, p. D517–D521.
- Ellis, Lynda, and Sean Anderson, 2005, Tetrachloroethene pathway map (anaerobic): University of Minnesota biocatalysis/biodegradation database at http://umbbd.msi.umn.edu/tce2/tce2_map.html, accessed April 10, 2006.
- Evans, P.J., D.T. Mang, K.S. Kim, and L.Y. Young, 1991a, Anaerobic degradation of toluene by a denitrifying bacterium: *Applied and Environmental Microbiology*, v. 57, no. 4, p. 1139–1145.
- Evans, P.J., D.T. Mang, and L.Y. Young, 1991b, Degradation of toluene and *m*-xylene and transformation of *o*-xylene by denitrifying enrichment cultures: *Applied and Environmental Microbiology*, v. 57, no. 2, p. 450–454.
- Fenner, Kathrin, Martin Scheringer, and Konrad Hünigerbuhler, 2000, Persistence of parent compounds and transformation products in a level IV multimedia model: *Environmental Science and Technology*, v. 34, no. 17, p. 3809–3817.
- Fernandez-Canon, J.M., and M.A. Penalva, 1995, Molecular characterization of a gene encoding a homogentisate dioxygenase from *Aspergillus nidulans* and identification of its human and plant homologues: *Journal of Biological Chemistry*, v. 270, no. 36, p. 21199–21205.
- Finneran, K.T., and D.R. Lovley, 2001, Anaerobic degradation of methyl-*tert*-butyl ether (MTBE) and *tert*-butyl ether (TBA): *Environmental Science and Technology*, v. 35, no. 10, p. 1785–1790.
- Freedman, D.L., and J.M. Gossett, 1989, Biological reductive dechlorination of tetrachloroethylene and trichloroethylene to ethylene under methanogenic conditions: *Applied and Environmental Microbiology*, v. 55, no. 9, p. 2144–2151.
- Fries, M.R., Jizhong Zhou, Joanne Chee-Sanford, and J.M. Tiedje, 1994, Isolation, characterization, and distribution of denitrifying toluene degraders from a variety of habitats: *Applied and Environmental Microbiology*, v. 60, no. 8, p. 2802–2810.
- Friesel, Peter, Gerald Milde, and Bernd Steiner, 1984, Interactions of halogenated hydrocarbons with soils: *Fresenius Zeitschrift fuer Analytische Chemie*, v. 319, p. 160–164.
- Gälli, Rene, and P.L. McCarty, 1989, Biotransformation of 1,1,1-trichloroethane, trichloromethane, and tetrachloromethane by a *Clostridium* sp.: *Applied and Environmental Microbiology*, v. 55, no. 4, p. 837–844.
- Garbarini, D.R., and L.W. Lion, 1986, Influence of the nature of soil organics on the sorption of toluene and trichloroethylene: *Environmental Science and Technology*, v. 20, no. 12, p. 1263–1269.
- Gibson, D.T., Brigitte Gschwendt, W.K. Yeh, and V.M. Kopal, 1973, Initial reactions in the oxidation of ethylbenzene by *Pseudomonas putida*: *Biochemistry*, v. 12, no. 8, p. 1520–1528.
- Gibson, D.T., J.R. Koch, and R.E. Kallio, 1968, Oxidative degradation of aromatic hydrocarbons by microorganisms—I. Enzymatic formation of catechol from benzene: *Biochemistry*, v. 7, no. 7, p. 2653–2662.
- Gibson, D.T., and Vaidyanathan Subramanian, 1984, Microbial degradation of aromatic hydrocarbons, *in* Gibson, D.T., ed., *Microbial degradation of organic compounds*: New York, N.Y., Marcel Dekker, Inc., p. 181–252.
- Gossett, J.M., 1987, Measurement of Henry's Law constants for C₁ and C₂ chlorinated hydrocarbons: *Environmental Science and Technology*, v. 21, no. 2, p. 202–208.

- Grady, S.J., 2003, A national survey of methyl *tert*-butyl ether and other volatile organic compounds in drinking-water sources—Results of the random survey: U.S. Geological Survey Water-Resources Investigations Report 02-4079, 85 p.
- Griebler, Christian, Lorenz Adrian, R.U. Meckenstock, and H.H. Richnow, 2004a, Stable carbon isotope fractionation during aerobic and anaerobic transformation of trichlorobenzene: *FEMS Microbiology Ecology*, v. 48, no. 3, p. 313–321.
- Griebler, Christian, Michael Safinowski, Andrea Vieth, H.H. Richnow, and R.U. Meckenstock, 2004b, Combined application of stable carbon isotope analysis and specific metabolites determination for assessing in-situ degradation of aromatic hydrocarbons in a tar oil-contaminated aquifer: *Environmental Science and Technology*, v. 38, no. 2, p. 617–631.
- Grosterm, Ariel, and E.A. Edwards, 2006, Growth of *Dehalobacter* and *Dehalococcoides* spp. during degradation of chlorinated ethanes: *Applied and Environmental Microbiology*, v. 72, no. 1, p. 428–436.
- Guertal, W.R., Marie Stewart, J.R. Barbaro, and T.J. McHale, 2004, Analytical results from ground-water sampling using a direct-push technique at the Dover National Test Site, Dover Air Force Base, Delaware, June–July 2001: U.S. Geological Survey Open-File Report 03-380, 31 p.
- Hage, J.C., F.D. Kiestra, and Sybe Hartmans, 2001, Co-metabolic degradation of chlorinated hydrocarbons by *Pseudomonas* sp. strain DCA1: *Applied Microbiology and Biotechnology*, v. 57, no. 4, p. 548–554.
- Hagedorn, S.R., and P.J. Chapman, 1985, Glutathione-independent maleylacetoacetate isomerase in gram-positive bacteria: *Journal of Bacteriology*, v. 163, no. 2, p. 803–805.
- Haigler, B.E., S.F. Nishino, and J.C. Spain, 1988, Degradation of 1,2-dichlorobenzene by a *Pseudomonas* sp.: *Applied and Environmental Microbiology*, v. 54, no. 2, p. 294–301.
- Hamlin, S.N., Kenneth Belitz, Sarah Kraja, and Barbara Dawson, 2002, Ground-water quality in the Santa Ana watershed, California—Overview and Data Summary: U.S. Geological Survey Water-Resources Investigations Report 02-4243, 137 p.
- Hamlin, S.N., Kenneth Belitz, and Tyler Johnson, 2005, Occurrence and distribution of volatile organic compounds and pesticides in ground water in relation to hydrogeologic characteristics and land use in the Santa Ana Basin, Southern California: U.S. Geological Survey Scientific Investigations Report 2005-5032, 40 p.
- Hammer, Angela, Thomas Hildenbrand, Helga Hoier, Ka-Leung Ngai, Michael Schlömann, and J.J. Stezowski, 1993, Crystallization and preliminary X-ray data of chloromuconate cycloisomerase from *Alcaligenes eutrophus* JMP134 (pJP4): *Journal of Molecular Biology*, v. 232, no. 1, p. 305–307.
- Harayama, Shigeaki, Monique Rekik, K.L. Ngai, and L.N. Ornston, 1989, Physically associated enzymes produce and metabolize 2-hydroxy-2,4-dienoate, a chemically unstable intermediate formed in catechol metabolism via meta cleavage in *Pseudomonas putida*: *Journal of Bacteriology*, v. 171, no. 11, p. 6251–6258.
- Harayama, Shigeaki, Monique Rekik, and K.N. Timmis, 1986, Genetic analysis of a relaxed substrate specificity aromatic ring dioxygenase, toluate 1,2-dioxygenase, encoded by TOL plasmid pWW0 of *Pseudomonas putida*: *Molecular and General Genetics*, v. 202, no. 2, p. 226–234.
- Harper, Carolyn, and J.J. Liccione, 1995, Toxicological profile for gasoline: U.S. Department of Health and Human Services, Public Health Service, Agency for Toxic Substances and Disease Registry, p. 107, online at <http://www.atsdr.cdc.gov>, accessed May 26, 2006.
- Hartmans, Sybe, and J.A. De Bont, 1992, Aerobic vinyl chloride metabolism in *Mycobacterium aurum* L1: *Applied and Environmental Microbiology*, v. 58, no. 4, p. 1220–1226.
- Helin, Sari, P.C. Kahn, B.L. Guba, D.G. Mallows, and Adrian Goldman, 1995, The refined X-ray structure of muconate lactonizing enzyme from *Pseudomonas putida* PRS2000 at 1.85 Å resolution: *Journal of Molecular Biology*, v. 254, no. 5, p. 918–941.
- Higgo, J.J.W., P.H. Nielsen, M.P. Bannon, Ian Harrison, and T.H. Christensen, 1996, Effect of geochemical conditions on fate of organic compounds in groundwater: *Environmental Geology*, v. 27, no. 4, p. 335–346.
- Higson, F.K., and D.D. Focht, 1992, Degradation of 2-methylbenzoic acid by *Pseudomonas cepacia* MB2: *Applied and Environmental Microbiology*, v. 58, no. 1, p. 194–200.
- Hisano, Tamao, Yasuo Hata, Tomomi Fujii, Ji-Quan Liu, Tatsuo Kurihara, Nobuyoshi Esaki, and Kenji Soda, 1996, Crystal structure of L-2-haloacid dehalogenase from *Pseudomonas* sp. YL: *Journal of Biological Chemistry*, v. 271, no. 34, p. 20322–20330.
- Holbrook, M.T., 1992, Carbon tetrachloride, in Kroschwitz, J.I., and M. Howe-Grant, eds., *Kirk-Othmer encyclopedia of chemical technology*, v. 5, 4th ed.: New York, N.Y., John Wiley & Sons, p. 1062–1072.

- Holm P.E., P.H. Nielsen, H-J. Albrechtsen, and T.H. Christensen, 1992, Importance of unattached bacteria and bacteria attached to sediment in determining potentials for degradation of xenobiotic organic contaminants in an aerobic aquifer: *Applied and Environmental Microbiology*, v. 58, no. 9, p. 3020–3026.
- Holscher, Tina, Helmut Gorisch, and Lorenz Adrian, 2003, Reductive dehalogenation of chlorobenzene congeners in cell extracts of *Dehalococcoides* sp., strain CBDB1: *Applied and Environmental Microbiology*, v. 69, no. 5, p. 2999–3001.
- Hopkins, G.D., and P.L. McCarty, 1995, Field evaluation of in situ aerobic cometabolism of trichloroethylene and three dichloroethylene isomers using phenol and toluene as the primary substrates: *Environmental Science and Technology*, v. 29, no. 6, p. 1628–1637.
- Hopper, D.J., and D.G. Taylor, 1975, Pathways for the degradation of *m*-cresol and *p*-cresol by *Pseudomonas putida*: *Journal of Bacteriology*, v. 122, no. 1, p. 1–6.
- Horn, J.M., Shigeaki Harayama, and K.N. Timmis, 1991, DNA sequence determination of the TOL plasmid (pWW0) xylGFJ genes of *Pseudomonas putida*—Implications for the evolution of aromatic catabolism: *Molecular Microbiology*, v. 5, no. 10, p. 2459–2474.
- Horvath, A.L., 1982, Halogenated hydrocarbons—Solubility-miscibility with water: New York, N.Y., Marcel Dekker, Inc., p. 494–495.
- Howard, P.H., R.S. Boethling, W.F. Jarvis, W.M. Meylan, and E.M. Michalenko, 1991, Handbook of environmental degradation rates: Chelsea, Mich., Lewis Publishers, 2nd printing, 725 p.
- Hubbard, C.E., J.F. Barker, and M. Vandegriendt, 1994, Transport and fate of dissolved methanol, methyl-tertiary-butyl-ether, and monoaromatic hydrocarbons in a shallow sand aquifer, Appendix H—Laboratory biotransformation studies: Washington, D.C., American Petroleum Institute, Health Environmental Science Department, API Publication Number 4601, 338 p.
- Huesemann, M.H., and M.J. Truex, 1996, The role of oxygen diffusion in passive bioremediation of petroleum contaminated soils: *Journal of Hazardous Materials*, v. 51, no. 1–3, p. 93–113.
- Hutchins, S.R., G.W. Sewell, D.A. Kovacs, and G.A. Smith, 1991, Biodegradation of aromatic hydrocarbons by aquifer microorganisms under denitrifying conditions: *Environmental Science and Technology*, v. 25, no. 1, p. 68–76.
- Hyatt, B.A., and Dong Jun Oh, 2005, *m*-Xylene pathway map: University of Minnesota biocatalysis/biodegradation database, online at http://umbbd.msi.umn.edu/mxy/mxy_map.html, accessed April 3, 2006.
- Inoue, Jun, J.P. Shaw, Monique Rekik, and Shigeaki Harayama, 1995, Overlapping substrate specificities of benzaldehyde dehydrogenase (the xylC gene product) and 2-hydroxymuconic semialdehyde dehydrogenase (the xylG gene product) encoded by TOL plasmid pWW0 of *Pseudomonas putida*: *Journal of Bacteriology*, v. 177, no. 5, p. 1196–1201.
- Institute for Environmental Health, 2004, A screening method for ranking chemicals by their fate and behavior in the environment and potential toxic effects in humans following non-occupational exposure (Web Report W14): Leicester, United Kingdom, MRC Institute for Environment and Health, 39 p., online at <http://www.silsoe.cranfield.ac.uk/ieh/>, accessed on March 28, 2006.
- International Union of Pure and Applied Chemistry, 2006, Compendium of chemical terminology: Online at <http://www.iupac.org/publications/compendium/index.html>, accessed August 8, 2006.
- Janssen, D.B., Alex Scheper, Lubbert Dijkhuizen, and Bernard Witholt, 1985, Degradation of halogenated aliphatic compounds by *Xanthobacter autotrophicus* GJ10: *Applied and Environmental Microbiology*, v. 49, no. 3, p. 673–677.
- Jeffers, P.M., L.M. Ward, L.M. Woytowitch, and N.L. Wolfe, 1989, Homogeneous hydrolysis rate constants for selected chlorinated methanes, ethanes, ethenes, and propanes: *Environmental Science and Technology*, v. 23, no. 8, p. 965–969.
- Jindrova, Eva, Martina Chocová, Katarina Demnerová, and Vladimir Brenner, 2002, Bacterial aerobic degradation of benzene, toluene, ethylbenzene and xylene: *Folia Microbiologica (Praha)*, v. 47, no. 2, p. 83–93.
- Jorgensen, Christian, Ben Nielsen, B.K. Jensen, and Elin Mortensen, 1995, Transformation of *o*-xylene to *o*-methyl benzoic acid by a denitrifying enrichment culture using toluene as the primary substrate: *Biodegradation*, v. 6, no. 2, p. 141–146.
- Jun Oh, Dong, 2005, *o*-Xylene pathway map: University of Minnesota biocatalysis/biodegradation database, online at http://umbbd.msi.umn.edu/oxy/oxy_map.html, accessed April 4, 2006.
- Kane, S.R., H.R. Beller, T.C. Legler, C.J. Koester, H.C. Pinkart, R.U. Halden, and A.M. Happel, 2001, Aerobic biodegradation of methyl *tert*-butyl ether by aquifer bacteria from leaking underground storage tank sites: *Applied and Environmental Microbiology*, v. 67, no. 12, p. 5824–5829.
- Kasberg, Thomas, D.L. Daubaras, A.M. Chakrabarty, D. Kinzelt, and Walter Reineke, 1995, Evidence that operons *tcb*, *tfd*, and *clc* encode maleylacetate reductase, the fourth enzyme of the modified ortho pathway: *Journal of Bacteriology*, v. 177, no. 13, p. 3885–3889.

- Kaschabek, S.R., and Walter Reineke, 1995, Maleylacetate reductase of *Pseudomonas* sp. strain B13—Specificity of substrate conversion and halide elimination: *Journal of Bacteriology*, v. 177, no. 2, p. 320–325.
- Katagiri, Masanao, Shigeru Takemori, Kazu Nakazawa, Hiroetsu Suzuki, and Kazuo Akagi, 1967, Benzyl alcohol dehydrogenase, a new alcohol dehydrogenase from *Pseudomonas* sp: *Biochimica et Biophysica Acta*, v. 139, no. 1, p. 173–176.
- Kazumi, Junko, M.E. Caldwell, J.M. Suflita, D.R. Lovley, and L.Y. Young, 1997, Anaerobic degradation of benzene in diverse anoxic environments: *Environmental Science and Technology*, v. 31, no. 3, p. 813–818.
- Keat, M.J., and D.J. Hopper, 1978a, *p*-cresol and 3,5-xyleneol methylhydroxylases in *Pseudomonas putida* N.C.I.B. 9896: *Biochemistry Journal*, v. 175, no. 2, p. 649–658.
- Keat, M.J., and D.J. Hopper, 1978b, The aromatic alcohol dehydrogenases in *Pseudomonas putida* N.C.I.B. 9869 grown on 3,5-xyleneol and *p*-cresol: *Biochemistry Journal*, v. 175, no. 2, p. 659–667.
- Kemblowski, M.W., J.P. Salanitro, G.M. Deeley, and C.C. Stanley, 1987, Fate and transport of residual hydrocarbon in ground water—A case study, in *Proceedings of the Petroleum Hydrocarbons and Organic Chemicals in Ground Water Conference: National Water Well Association and American Petroleum Institute*, Houston, Tex., p. 207–231.
- Kile, D.E., C.T. Chiou, Huaidong Zhou, Hui Li, and Ouyong Xu, 1996, Partition of nonpolar organic pollutants from water to soil and sediment organic matters: *Environmental Science and Technology*, v. 29, no. 5, p. 1401–1406.
- Kim, Young, D.J. Arp, and Lewis Semprini, 2000, Chlorinated solvent cometabolism by butane-grown mixed culture: *Journal of Environmental Engineering*, v. 126, p. 934–942.
- Klier, N.J., R.J. West, and P.A. Donberg, 1999, Aerobic biodegradation of dichloroethylenes in surface and subsurface soils: *Chemosphere*, v. 38, no. 5, p. 1175–1188.
- Kniemeyer, Olaf, and Johann Heider, 2001, Ethylbenzene dehydrogenase, a novel hydrocarbon-oxidizing molybdenum/iron-sulfur/heme enzyme: *Journal of Biological Chemistry*, v. 276, no. 24, p. 21381–21386.
- Kolhatkar, Ravi, J.T. Wilson, and L.E. Dunlap, 2000, Evaluating natural biodegradation of MTBE at multiple UST sites, in *Proceedings of the 2000 Petroleum Hydrocarbons and Organic Chemicals in Ground Water: Prevention, detection, and remediation—Special focus, Natural attenuation and gasoline oxygenates*, November 15–17, 2000: Anaheim, Calif., National Ground Water Association (abstract), p. 32–49.
- Kolhatkar, Ravi, Tomasz Kuder, Paul Philp, Jon Allen, and J.T. Wilson, 2002, Use of compound-specific stable carbon isotope analyses to demonstrate anaerobic biodegradation of MTBE in groundwater at a gasoline release site: *Environmental Science and Technology*, v. 36, no. 23, p. 5139–5146.
- Kraus, Dean, K.E. Lind, Andrea Marconi, and Ryan McLeish, 2005, Styrene pathway map: University of Minnesota biocatalysis/biodegradation database, online at http://umbbd.msi.umn.edu/sty/sty_map.html, accessed April 10, 2006.
- Krone, U.E., R.K. Thauer, H.P.C. Hogenkamp, and Karin Steinbach, 1991, Reductive formation of carbon monoxide from CCl₄ and FREONs 11, 12, and 13 catalyzed by corrinoids: *Biochemistry*, v. 30, no. 10, p. 2713–2719.
- Krumholz, L.R., M.E. Caldwell, and J.M. Suflita, 1996, Biodegradation of “BTEX” hydrocarbons under anaerobic conditions, in Crawford, R.L., Crawford, D.L., eds., *Bioremediation—Principles and Applications*: Cambridge University Press, New York, N.Y., p. 61–99.
- Kuder, Tomasz, J.T. Wilson, Phil Kaiser, Ravi Kolhatkar, Paul Philp, and Jon Allen, 2005, Enrichment of stable carbon and hydrogen isotopes during anaerobic biodegradation of MTBE—Microcosm and field evidence: *Environmental Science and Technology*, v. 39, no. 23, p. 213–220.
- Kuhn, E.P., Josef Zeyer, Petra Eicher, and R.P. Schwarzenbach, 1988, Anaerobic degradation of alkylated benzenes in denitrifying laboratory aquifer columns: *Applied and Environmental Microbiology*, v. 54, no. 2, p. 490–496.
- Kukor, J.J., and R.H. Olsen, 1991, Genetic organization and regulation of a meta cleavage pathway for catechols produced from catabolism of toluene, benzene, phenol, and cresols by *Pseudomonas pickettii* PK01: *Journal of Bacteriology*, v. 173, no. 15, p. 4587–4594.
- Lamzin, V.S., A.E. Aleshin, B.V. Strokopytov, M.G. Yukhnevich, V.O. Popov, E.H. Harutyunyan, and K.S. Wilson, 1992, Crystal structure of NAD-dependent formate dehydrogenase: *European Journal of Biochemistry*, v. 206, no. 2, p. 441–452.
- Landmeyer, J.E., F.H. Chapelle, H.H. Herlong, and P.M. Bradley, 2001, Methyl *tert*-butyl ether biodegradation by indigenous aquifer microorganisms under natural and artificial oxic conditions: *Environmental Science and Technology*, v. 35, no. 6, p. 1118–1126.
- Lau, P.C.K., Helene Bergeron, Diane Labbé, Yang Wang, Roland Brousseau, and D.T. Gibson, 1994, Sequence and expression of the *todGIH* genes involved in the last three steps of toluene degradation by *Pseudomonas putida* F1: *Gene*, v. 146, no. 1, p. 7–13.

- Lee, Chang-Ho, T.A. Lewis, Andrzej Paszczynski, and R.L. Crawford, 1999, Identification of an extracellular catalyst of carbon tetrachloride dehalogenation from *Pseudomonas stutzeri* strain KC as pyridine-2,6-bis(thiocarboxylate): *Biochemical and Biophysical Research Communications*, v. 261, no. 3, p. 562–566.
- Lee, Kyoung, and D.T. Gibson, 1996, Toluene and ethylbenzene oxidation by purified naphthalene dioxygenase from *Pseudomonas* sp. strain NCIB 9816-4: *Applied and Environmental Microbiology*, v. 62, no. 9, p. 3101–3106.
- Li, Shijie, and L.P. Wackett, 1992, Trichloroethylene oxidation by toluene dioxygenase: *Biochemical and Biophysical Research Communication*, v. 185, no. 1, p. 443–451.
- Lide, D.R., 2003, *CRC Handbook of chemistry and physics*, 84th ed.: New York, N.Y., CRC Press Ltd., p. 8-93–8-115, 15-14–15-18.
- Liu, Jiangbi, 2006, 1,4-dichlorobenzene pathway map: University of Minnesota Biocatalysis/biodegradation database, online at http://umbbd.msi.umn.edu/dcz/dcz_map.html, accessed October 25, 2006.
- Liu, Z.J., Y.J. Sun, John Rose, Y.J. Chung, C.D. Hsiao, W.R. Chang, Ihyuan Kuo, John Perozich, Roger Lindahl, John Hempel, and B.C. Wang, 1997, The first structure of an aldehyde dehydrogenase reveals novel interactions between NAD and the Rossmann fold: *Nature Structural Biology*, v. 4, no. 4, p. 317–326.
- Lovley, D.R., 1991, Dissimilatory Fe (III) and Mn (IV) reduction: *Microbiological Review*, v. 55, no. 2, p. 259–287.
- Lovley, D.R., and D.J. Lonergan, 1990, Anaerobic oxidation of toluene, phenol, and *p*-cresol by the dissimilatory iron-reducing organism, GS-15: *Applied and Environmental Microbiology*, v. 56, no. 6, p. 1858–1864.
- Lovley, D.R., J.D. Coates, J.C. Woodward, and E.J.P. Phillips, 1995, Benzene oxidation coupled to sulfate reduction: *Applied and Environmental Microbiology*, v. 61, no. 3, p. 953–958.
- Lovley, D.R., M.J. Baedeker, D.J. Lonergan, I.M. Cozzarelli, E.J.P. Phillips, and D.I. Siegel, 1989, Oxidation of aromatic contaminants coupled to microbial iron reduction: *Nature (London)*, v. 339, p. 297–299.
- Lu, Guoping, T.P. Clement, Chunmiao Zheng, and T.H. Wiedemeier, 1999, Natural attenuation of BTEX compounds: Model development and field-scale application: *Ground Water*, v. 37, no. 5, p. 707–715.
- Lyman, W.J., 1982, Adsorption coefficient for soils and sediments, in Lyman, W.J., W.F. Reehl, and D.H. Rosenblatt eds., *Handbook of chemical property estimation methods—Environmental behavior of organic compounds*: New York, N.Y., McGraw-Hill Book Company, p. 4-1–5-29.
- Ma, Jian, Yogesh Kale, and Lynda Ellis, 2005, C₁ metabolic cycle pathway map: University of Minnesota Biocatalysis/biodegradation database, online at http://umbbd.msi.umn.edu/C1cyc/C1cyc_map.html, accessed on April 3, 2006.
- Mabey, W.R., and Theodore Mill, 1978, Critical review of hydrolysis of organic compounds in water under environmental conditions: *Journal of Physical and Chemical Reference Data*, v. 7, no. 2, p. 383–415.
- Mackay, Donald, 2004, Finding fugacity feasible, fruitful, and fun: *Environmental Toxicology and Chemistry*, v. 23, no. 10, p. 2282–2289.
- Mackay, Donald, Antonio Di Guardo, Sally Paterson, Gabriel Kicsi, and C.E. Cowan, 1996, Assessing the fate of new and existing chemicals—A five-stage process: *Environmental Toxicology and Chemistry*, v. 15, no. 9, p. 1618–1626.
- Mackay, Donald, W.Y. Shiu, and K.C. Ma, 1992a, *Illustrated handbook of physical-chemical properties and environmental fate for organic chemicals—Volume I, monoaromatic hydrocarbons, chlorobenzenes, and PCBs*: Lewis Publishers, Chelsea, Michigan, 697 p.
- Mackay, Donald, W.Y. Shiu, and K.C. Ma, 1992b, *Illustrated handbook of physical-chemical properties and environmental fate for organic chemicals—Volume II, polynuclear aromatic hydrocarbons, polychlorinated dioxins, and dibenzofurans*: Chelsea, Mich., Lewis Publishers, 597 p.
- Magnuson, J.K., R.V. Stern, J.M. Gossett, S.H. Zinder, and D.R. Burris, 1998, Reductive dechlorination of tetrachloroethene to ethene by a two-component enzyme pathway: *Applied and Environmental Microbiology*, v. 64, no. 4, p. 1270–1275.
- Mason, J.R., and P.J. Geary, 1990, *cis*-1,2-dihydroxycyclohexa-3,5-diene (NAD) oxidoreductase (*cis*-benzene dihydrodiol dehydrogenase) from *Pseudomonas putida* NCIB 12190: *Methods in Enzymology*, v. 188, p. 134–137.
- Maymo-Gatell, Xavier, Yueh-Tung Chien, J.M. Gossett, and S.H. Zinder, 1997, Isolation of a bacterium that reductively dechlorinates tetrachloroethene to ethene: *Science*, v. 276, no. 5318, p. 1568–1571.
- McCarty, P.L., 1997, Biotic and abiotic transformations of chlorinated solvents in ground water, in *Proceedings of the Symposium on Natural Attenuation of Chlorinated Organics in Ground Water*, Dallas, Tex., September 11–13, 1996: U.S. Environmental Protection Agency, EPA/540/R-97/504, p. 7–11.

- McCarty, P.L., and Lewis Semprini, 1994, Ground-water treatment for chlorinated solvents, *in* Norris, R.D., R.E. Hinchee, Robert Brown, P.L. McCarty, Lewis Semprini, J.T. Wilson, D.H. Kampbell, Martin Reinhard, E.J. Bouwer, R.C. Borden, T.M. Vogel, J.M. Thomas, and C.H. Ward, eds., *Groundwater cleanup through bioremediation: Handbook of Bioremediation*, Boca Raton, Fla., Lewis Publishers, Inc., p. 87.
- McCarty, P.L., and Martin Reinhard, 1993, Biological and chemical transformations of halogenated aliphatic compounds in aquatic and terrestrial environments in the biogeochemistry of global change, *in* Oremland, R.S., ed., *The biogeochemistry of global change—Radioactive trace gases*: New York, N.Y., Chapman and Hall, Inc., p. 839–852.
- McCarty, P.L., M.N. Goltz, G.D. Hopkins, M.E. Dolan, J.P. Allan, B.T. Kawakami, and T.J. Carrothers, 1998, Full scale evaluation of in situ cometabolic degradation of trichloroethylene in groundwater through toluene injection: *Environmental Science and Technology*, v. 32, p. 88–100.
- McIntire, William, T.P. Singer, A.J. Smith, and F.S. Mathews, 1986, Amino acid and sequence analysis of the cytochrome and flavoprotein subunits of *p*-cresol methylhydroxylase: *Biochemistry*, v. 25, no. 20, p. 5975–5981.
- McLeish, Robert, 2005, Ethylbenzene pathway map: University of Minnesota biocatalysis/biodegradation database, online at http://umbbd.msi.umn.edu/ethb2/ethb2_map.html, accessed April 5, 2006.
- Menn, F.M., G.J. Zylstra, and D.T. Gibson, 1991, Location and sequence of the *todF* gene encoding 2-hydroxy-6-oxohepta-2,4-dienoate hydrolase in *Pseudomonas putida* F1: *Gene*, v. 104, no. 1, p. 91–94.
- Middeldorp, P.J.M., Johan De Wolf, A.J.B. Zehnder, and Gosse Schraa, 1997, Enrichment and properties of a 1,2,4-trichlorobenzene-dechlorinating methanogenic microbial consortium: *Applied and Environmental Microbiology*, v. 63, no. 4, p. 1225–1229.
- Mili, Jeon, and Stephen Stephens, 2006, *p*-Xylene pathway map: University of Minnesota biocatalysis/biodegradation database, online at http://umbbd.msi.umn.edu/pxy/pxy_map.html, accessed April 3, 2006.
- Monferran, M.V., J.R. Echenique, and D.A. Wunderlin, 2005, Degradation of chlorobenzenes by a strain of *Acidovorax avenae* isolated from a polluted aquifer: *Chemosphere*, v. 61, no. 1, p. 98–106.
- Moran, M.J., 2006, Occurrence and implications of selected chlorinated solvents in ground water and source water in the United States and in drinking water in 12 Northeast and Mid-Atlantic States, 1993–2002: U.S. Geological Survey Scientific Investigations Report 2005–5268, 70 p.
- Moran, M.J., J.S. Zogorski, and P.J. Squillace, 2004, Occurrence and implications of methyl *tert*-butyl ether and gasoline hydrocarbons in ground water and source water in the United States and in drinking water in 12 Northeast and mid-Atlantic States, 1993–2002: U.S. Geological Survey Water-Resources Investigations Report 03-4200, 26 p.
- Morasch, Barbara, H.H. Richnow, Bernhard Schink, Andrea Vieth, and R.U. Meckenstock, 2002, Carbon and hydrogen stable isotope fractionation during aerobic bacterial degradation of aromatic hydrocarbons: *Applied and Environmental Microbiology*, v. 68, no. 10, p. 5191–5194.
- Morasch, Barbara, H.H. Richnow, Bernhard Schink, and R.U. Meckenstock, 2001, Stable hydrogen and carbon isotope fractionation during microbial toluene degradation—Mechanistic and environmental aspects: *Applied and Environmental Microbiology*, v. 67, no. 10, p. 4842–4849.
- Motosugi, Kenzo, Nobuyoshi Esaki, and Kenji Soda, 1982, Purification and properties of a new enzyme, DL-2-haloacid dehalogenase, from *Pseudomonas* sp.: *Journal of Bacteriology*, v. 150, no. 2, p. 522–527.
- Murakami, Shuichiro, Noriko Kodama, Ryu Shinke, and Kenji Aoki, 1997, Classification of catechol 1,2-dioxygenase family: Sequence analysis of a gene for the catechol 1,2-dioxygenase showing high specificity for methylcatechols from Gram+ aniline-assimilating *Rhodococcus erythropolis* AN-13: *Gene*, v. 185, no. 1, p. 49–54.
- Murray, W.D., and Mark Richardson, 1993, Progress toward the biological treatment of C₁ and C₂ halogenated hydrocarbons: *Critical Reviews in Environmental Science and Technology*, v. 23, no. 3, p. 195–217.
- Nakazawa, Teruko, and Emiko Hayashi, 1978, Phthalate and 4-hydroxyphthalate metabolism in *Pseudomonas testosterone*—Purification and properties of 4,5-dihydroxyphthalate decarboxylase: *Applied and Environmental Microbiology*, v. 36, no. 2, p. 264–269.
- National Center for Manufacturing Sciences, 2006, SOLV-DB®: Online database at <http://solvdb.ncms.org/common01.idc>, accessed September 5, 2006.
- National Institute for Resources and Environment, 2001, Database for environmental fate of chemicals—Biodegradation pathways of chlorobenzenes in a sediment sample: National Institute for Resources and Environment, Ibaraki, Japan, online database http://www.aist.go.jp/RIODB/dbefc/nirefate/bio/CBZs_E.html, accessed October 25, 2006.

- Neidle, Ellen, Chris Hartnett, L.N. Ornston, Amos Bairoch, Monique Rekik, and Shigeaki Harayama, 1992, *cis*-diol dehydrogenases encoded by the TOL pWW0 plasmid *xyll* gene and the *Acinetobacter calcoaceticus* chromosomal *benD* gene are members of the short-chain alcohol dehydrogenase superfamily: *European Journal of Biochemistry*, v. 204, no. 1, p. 113–120.
- Newman, L.M., and L.P. Wackett, 1991, Fate of 2,2,2-trichloroacetaldehyde (chloral hydrate) produced during trichloroethylene oxidation by methanotrophs: *Applied and Environmental Microbiology*, v. 57, no. 8, p. 2399–2402.
- Newman, L.M., and L.P. Wackett, 1995, Purification and characterization of toluene 2-monooxygenase from *Burkholderia cepacia* G4: *Biochemistry*, v. 34, no. 43, p. 14066–14076.
- Newman, L.M., and L.P. Wackett, 1997, Trichloroethylene oxidation by purified toluene 2-monooxygenase—Products, kinetics, and turnover-dependent inactivation: *Journal of Bacteriology*, v. 179, no. 1, p. 90–96.
- Ngai, K.L., E.L. Neidle, and L.N. Ornston, 1990, Catechol and chlorocatechol 1,2-dioxygenases: *Methods in Enzymology*, v. 188, p. 122–126.
- Nielsen, P.H., P.L. Bjerg, Pernille Nielsen, Pernille Smith, and T.H. Christensen, 1996, *In situ* and laboratory determined first-order degradation rate constants of specific organic compounds in an aerobic aquifer: *Environmental Science and Technology*, v. 30, no. 1, p. 31–37.
- Norris, R.D., R.E. Hinchee, R.A. Brown, P.L. McCarty, and Lewis Semprini, J.T. Wilson, D.H. Kampbell, Martin Reinhard, E.J. Bouwer, R.C. Borden, T.M. Vogel, J.M. Thomas, and C.H. Ward, 1993, In-situ bioremediation of groundwater and geologic material—A review of technologies: Washington, D.C., U.S. Environmental Protection Agency, EPA/600/R-93/124.
- Olaniran, A.O., Dorsamy Pillay, and Balakrishna Pillay, 2004, Chloroethenes contaminants in the environment—Still a cause for concern: *African Journal of Biotechnology*, v. 3, no. 12, p. 675–682.
- Oldenhuis, Roelof, R.L. Vink, D.B. Janssen, and Bernard Witholt, 1989, Degradation of chlorinated aliphatic hydrocarbons by *Methylosinus trichosporium* OB3b expressing soluble methane monooxygenase: *Applied and Environmental Microbiology*, v. 55, no. 11, p. 2819–2826.
- Olivera, E.R., Ángel Reglero, Honorina Martínez-Blanco, Alberto Fernández-Medarde, M.A. Moreno, and J.M. Luengo, 1994, Catabolism of aromatics in *Pseudomonas putida* U.—Formal evidence that phenylacetic acid and 4-hydroxyphenylacetic acid are catabolized by two unrelated pathways: *European Journal of Biochemistry*, v. 221, no. 1, p. 375–381.
- Olsen, R.H., J.J. Kukor, and Bryan Kaphammer, 1994, A novel toluene-3-monooxygenase pathway cloned from *Pseudomonas pickettii* PKO1: *Journal of Bacteriology*, v. 176, no. 12, p. 3749–3756.
- O'Reilly, K.T., M.E. Moir, C.D. Taylor, C.A. Smith, and M.R. Hyman, 2001, Hydrolysis of *tert*-butyl methyl ether (MTBE) in dilute aqueous acid: *Environmental Science and Technology*, v. 35, no. 19, p. 3954–3961.
- Pathak, Dushyant, and David Ollis, 1990, Refined structure of diene lactone hydrolase at 1.8 angstroms: *Journal of Molecular Biology*, v. 214, no. 2, p. 497–525.
- Pedersen, C.R., and Carla Essenberg, 2005, Methyl *tert*-butyl ether pathway map: University of Minnesota biocatalysis/biodegradation database, online at http://umbbd.msi.umn.edu/mtb/mtb_map.html, accessed March 15, 2006.
- Phelps, C.P., Junko Kazumi, and L.Y. Young, 1996, Anaerobic degradation of benzene in BTX mixtures dependent on sulfate reduction: *FEMS Microbiology Letters*, v. 145, no. 3, p. 433–437.
- Platt, Alec, Victoria Shingler, S.C. Taylor, and P.A. Williams, 1995, The 4-hydroxy-2-oxovalerate aldolase and acetaldehyde dehydrogenase (acylating) encoded by the *nahM* and *nahO* genes of the naphthalene catabolic plasmid pWW60-22 provide further evidence of conservation of meta-cleavage pathway gene sequences: *Microbiology*, v. 141, no. 9, p. 2223–2233.
- Poh, C.L., and R.C. Bayly, 1980, Evidence for isofunctional enzymes used in *m*-cresol and 2,5-xylene degradation via the gentisate pathway in *Pseudomonas alcaligenes*: *Journal of Bacteriology*, v. 143, no. 1, p. 59–69.
- Rabus, Ralf, and Friedrich Widdel, 1995, Anaerobic degradation of ethylbenzene and other aromatic hydrocarbons by new denitrifying bacteria: *Archives of Microbiology*, v. 163, no. 2, p. 96–103.
- Rabus, Ralf, Ralph Nordhaus, Wolfgang Ludwig, and Friedrich Widdel, 1993, Complete oxidation of toluene under strictly anoxic conditions by a new sulfate-reducing bacterium: *Applied Environmental Microbiology*, v. 59, no. 5, p. 1444–1451.
- Ramanand, Karnam, M.T. Balba, and James Duffy, 1993, Reductive dehalogenation of chlorinated benzenes and toluenes under methanogenic conditions: *Applied and Environmental Microbiology*, v. 59, no. 10, p. 3266–3272.
- Rapp, Peter, and L.H.E. Gabriel-Jürgens, 2003, Degradation of alkanes and highly chlorinated benzenes, and production of biosurfactants, by a psychrophilic *Rhodococcus* sp. and genetic characterization of its chlorobenzene dioxygenase: *Microbiology*, v. 149, no. 10, p. 2879–2890.

- Rathbun, R.E., 1998, Transport, behavior, and fate of volatile organic compounds in streams: U.S. Geological Survey Professional Paper 1589, 151 p.
- Reineke, Walter, and H.J. Knackmuss, 1984, Microbial metabolism of haloaromatics—Isolation and properties of a chlorobenzene-degrading bacterium: *Applied and Environmental Microbiology*, v. 47, no. 2, p. 395–402.
- Reineke, Walter, and H.J. Knackmuss, 1988, Microbial degradation of haloaromatics: *Annual Review of Microbiology*, v. 42, p. 263–287.
- Reinhard, Martin, N.L. Goodman, and J.F. Barker, 1984, Occurrence and distribution of organic chemicals in two landfill leachate plumes: *Environmental Science and Technology*, v. 18, no. 12, p. 953–961.
- Renhao Li, 2005, 1,2-dichloroethane pathway map (anaerobic): University of Minnesota biocatalysis/biodegradation database, online at http://umbbd.msi.umn.edu/dce/dce_map.html, accessed on April 10, 2006.
- Riegert, Ulrich, Gesche Heiss, Peter Fischer, and Andreas Stolz, 1998, Distal cleavage of 3-chlorocatechol by an extradiol dioxygenase to 3-chloro-2-hydroxymuconic semialdehyde: *Journal of Bacteriology*, v. 180, no. 11, p. 2849–2853.
- Roberts, P.V., M.N. Goltz, and D.M. Mackay, 1986, A natural gradient experiment on solute transport in a sand aquifer—III. Retardation estimates and mass balances for organic solutes: *Water Resources Research*, v. 22, no. 13, p. 2047–2058.
- Rosenzweig, A.C., C.A. Frederick, S.J. Lippard, and Pär Nordlund, 1993, Crystal structure of a bacterial non-haem iron hydroxylase that catalyses the biological oxidation of methane: *Nature*, v. 366, no. 6455, p. 537–543.
- Roychoudhury, A.N., and G.L. Merrett, 2005, Redox pathways in a petroleum contaminated shallow sandy aquifer—Iron and sulfate reductions: *Science of the Total Environment*, v. 366, no. 1, p. 262–274, 13 p.
- Saichek, R.E., and K.R. Reddy, 2005, Electrokinetically enhanced remediation of hydrophobic organic compounds in soils—A review: *Critical Reviews in Environmental Science and Technology*, v. 35, no. 1, p. 115–192.
- Sakai, Keiko, Matt Rowley, Priti Gairola, and Stephen Stephens, 2005, *m*-cresol pathway map—University of Minnesota biocatalysis/biodegradation database: Online at http://umbbd.msi.umn.edu/mcr/mcr_map.html, accessed March 24, 2006.
- Salanitro, J.P., 1993, The role of bioattenuation in the management of aromatic hydrocarbon plumes in aquifers: *Ground Water Monitoring Review*, Fall, p. 150–161.
- Sander, Peter, R.M. Wittach, Peter Fortnagel, Heinz Wilkes, and Wittko Francke, 1991, Degradation of 1,2,4-trichloro- and 1,2,4,5-tetrachlorobenzene by *Pseudomonas* strains: *Applied and Environmental Microbiology*, v. 57, no. 5, p. 1430–1440.
- Sands, Ted, Tony Dodge, and Meaghan Fitzgerald, 2005, 1,1,1-trichloroethane (an/aerobic) pathway map—University of Minnesota biocatalysis/biodegradation database: Online at http://umbbd.msi.umn.edu/tca/tca_map.html, accessed March 21, 2006.
- Sangster, James, 1989, Octanol-water partition coefficients of simple organic compounds: *Journal of Physical and Chemical Reference Data*, v. 18, p. 1111–1230.
- Sargent, B.P., J.W. Green, P.T. Harte, and E.F. Vowinkel, 1986, Ground-water-quality data for Picatinny Arsenal, New Jersey, 1958–85: U.S. Geological Survey Open-File Report 86-58, 66 p.
- Schalk, C.W., W.L. Cunningham, K.M. Sarver, R.M. Timmins, G.L. Rowe, P.R. Wright, and J.M. Parnell, 1996, Results of the basewide monitoring program at Wright-Patterson Air Force Base, Ohio, 1993–1994: U.S. Geological Survey Water-Resources Investigations Report 96-4125, 176 p.
- Schwarzenbach, R.P., and John Westall, 1981, Transport of nonpolar organic compounds from surface water to groundwater—Laboratory sorption studies: *Environmental Science and Technology*, v. 15, no. 11, p. 1360–1367.
- Sedran, M.A., Amy Pruden, G.J. Wilson, M.T. Suidan, and A.D. Venosa, 2002, Effect of BTEX on degradation of MTBE and TBA by mixed bacterial consortium: *Journal of Environmental Engineering*, v. 128, no. 9, p. 830–835.
- Seip, H.M., Jorolf Alstad, G.E. Carlberg, Kari Martinsen, and Rune Skaane, 1986, Measurement of mobility of organic compounds in soils: *Science of the Total Environment*, v. 50, no. 1, p. 87–101.
- Shaw, J.P., and Shigeaki Harayama, 1990, Purification and characterization of TOL plasmid-encoded benzyl alcohol dehydrogenase and benzaldehyde dehydrogenase of *Pseudomonas putida*: *European Journal of Biochemistry*, v. 191, no. 3, p. 705–714.
- Shaw, J.P., and Shigeaki Harayama, 1992, Purification and characterization of the NADH:acceptor reductase component of xylene monooxygenase encoded by the TOL plasmid pWW0 of *Pseudomonas putida* mt-2: *European Journal of Biochemistry*, v. 209, no. 1, p. 51–61.
- Shaw, J.P., Monique Reikik, Françoise Schwager, and Shigeaki Harayama, 1993, Kinetic studies on benzyl alcohol dehydrogenase encoded by TOL plasmid pWW0: *Journal of Biological Chemistry*, v. 268, no. 15, p. 10842–10850.

- Shields, M.S., M.J. Reagin, R.R. Gerger, Ruth Campbell, and Chris Somerville, 1995, TOM, a new aromatic degradative plasmid from *Burkholderia (Pseudomonas) cepacia* G4: *Applied and Environmental Microbiology*, v. 61, no. 4, p. 1352–1356.
- Simpson, H.D., Jeffrey Green, Howard Dalton, 1987, Purification and some properties of a novel heat-stable *cis*-toluene dihydrodiol dehydrogenase: *Biochemistry Journal*, v. 244, no. 3, p. 585–590.
- Smith, C.A., K.T. O'Reilly, and M.R. Hyman, 2003, Characterization of the initial reactions during the cometabolic oxidation of methyl *tert*-butyl ether by propane-grown *Mycobacterium vaccae* JOB5: *Applied and Environmental Microbiology*, v. 69, no. 2, p. 796–804.
- Smith, J.A., P.J. Witkowski, and T.V. Fusillo, 1988, Manmade organic compounds in the surface waters of the United States—A review of current understanding: U.S. Geological Survey Circular 1007, p. 52.
- Sommer, Claudia, and Helmut Görisch, 1997, Enzymology of the degradation of (di)chlorobenzenes by *Xanthobacter flavus* 14p1: *Archives of Microbiology*, v. 167, no. 6, p. 384–391.
- Somsamak, Piyapawn, R.M. Cowan, and M.M. Häggblom, 2001, Anaerobic biotransformation of fuel oxygenates under sulfate-reducing conditions: *FEMS Microbiology Ecology*, v. 37, no. 3, p. 259–264.
- Spain, J.C., and S.F. Nishino, 1987, Degradation of 1,4-dichlorobenzene by a *Pseudomonas* sp.: *Applied and Environmental Microbiology*, v. 53, no. 3, p. 1010–1019.
- Spiess, Elke, Claudia Sommer, and Helmut Görisch, 1995, Degradation of 1,4-dichlorobenzene by *Xanthobacter flavus* 14p1: *Applied and Environmental Microbiology*, v. 61, no. 11, p. 3884–3888.
- Squillace, P.J., and M.J. Moran, 2006, Factors associated with sources, transport, and fate of volatile organic compounds in aquifers of the United States and implications for groundwater management and assessments: U.S. Geological Survey Scientific Investigations Report 2005-5269, 40 p.
- Squillace, P.J., J.F. Pankow, N.E. Korte, and J.S. Zоргorski, 1997, Review of the environmental behavior and fate of methyl *tert*-butyl ether: *Environmental Toxicology and Chemistry*, v. 16, no. 9, p. 1836–1844.
- Steffan, R.J., Kevin McClay, Simon Vainberg, C.W. Condee, and Donglu Zhang, 1997, Biodegradation of the gasoline oxygenates methyl *tert*-butyl ether, ethyl *tert*-butyl ether, and *tert*-amyl methyl ether by propane-oxidizing bacteria: *Applied and Environmental Microbiology*, v. 63, no. 11, p. 4216–4222.
- Stucki, Gerhard, U. Krebsler, and Thomas Leisinger, 1983, Bacterial growth on 1,2-dichloroethane: *Experientia*, v. 39, no. 11, p. 1271–1273.
- Stumm, Werner, and J.J. Morgan, 1996, *Aquatic Chemistry*: 3rd ed., New York, N.Y., John Wiley & Sons, Inc., 1022 p.
- Suzuki, Masahiko, Takahiko Hayakawa, J.P. Shaw, Monique Rekik, and Shigeaki Harayama, 1991, Primary structure of xylene monooxygenase—Similarities to and differences from the alkane hydroxylation system: *Journal of Bacteriology*, v. 173, no. 5, p. 1690–1695.
- Swoboda-Colberg, N.G., 1995, Chemical contamination of the environment—Sources, types, and fate of synthetic organic chemicals, in Young, L.Y., and C.E. Cerniglia, eds., *Microbial transformations and degradation of toxic organic chemicals*: New York, N.Y., Wiley-Liss, Inc., p. 27–74.
- Thomas J.M., V.R. Gordy, Stephanie Fiorenza, and C.H. Ward, 1990, Biodegradation of BTEX in subsurface materials contaminated with gasoline—Granger, Indiana: *Water Science and Technology*, v. 22, p. 53–62.
- Ulrich, A.C., H.R. Beller, and E.A. Edwards, 2005, Metabolites detected during biodegradation of 13C6-benzene in nitrate-reducing and methanogenic enrichment cultures: *Environmental Science and Technology*, v. 39, no. 17, p. 6681–6691.
- U.S. Environmental Protection Agency, 1994, Chemical summary for methyl-*tert*-butyl ether (CAS No. 1634-04-4): Office of Pollution Prevention and Toxics: Washington, D.C., U.S. Environmental Protection Agency, EPA 749-F-94-017a, online at http://www.epa.gov/chemfact/s_mtbe.txt, accessed May 22, 2006.
- U.S. Environmental Protection Agency, 1995, Contaminant specific fact sheets, Volatile organic chemicals—Technical version: U.S. Environmental Protection Agency, EPA 811-F-95-004-T, online at <http://www.epa.gov/safewater/dwh/t-voc.html>, accessed January 11, 2006.
- U.S. Environmental Protection Agency, 1998, Use and distribution of MTBE and ethanol: Washington, D.C., Office of Underground Storage Tanks, U.S. Environmental Protection Agency, MTBE Fact Sheet #3, EPA 510-F-97-016, 3 p., online at <http://www.epa.gov/swrust1/mtbe/mtbef3.pdf>, accessed September 22, 2006.
- U.S. Environmental Protection Agency, 2000a, Requirements for preparation, adoption, and submittal of implementation plans—Definitions, Code of Federal Regulations, Title 40, Volume 2, Parts 50 to 51, Section 51.100, revised as of July 1, 2000: Washington, D.C., U.S. Environmental Protection Agency, p. 131–136.

- U.S. Environmental Protection Agency, 2000b, Report to Congress on a compliance plan for the underground storage tank program: Washington, D.C., U.S. Environmental Protection Agency, Solid Waste and Emergency Response, EPA 510-R-00-001, 70 p., online at http://www.epa.gov/swerust1/pubs/rtc_0600.pdf, accessed September 22, 2006.
- U.S. Environmental Protection Agency, 2004, How to evaluate alternative cleanup technologies for underground storage tank sites—A guide for corrective action plan reviewers: U.S. Environmental Protection Agency, EPA 510-B-95-007, 560 p., online at <http://www.epa.gov/swerust1/pubs/tums.htm>, accessed September 22, 2006.
- U.S. Environmental Protection Agency, 2005a, U.S. Environmental Protection Agency Underground Storage Tank Program, Corrective action measures archive: Online database at <http://www.epa.gov/oust/cat/camarchv.htm>, accessed April 27, 2006.
- U.S. Environmental Protection Agency, 2005b, Chemical references complete index: Online database at http://www.epa.gov/enviro/html/emci/chemref/complete_index.html, accessed September 23, 2006.
- U.S. Geological Survey, 2006, National Water Quality Assessment Glossary: Online at <http://water.usgs.gov/nawqa/glos.html>, accessed September 23, 2006.
- van der Meer, J.R., A.R. van Neerven, E.J. de Vries, W.M. de Vos, and A.J. Zehnder, 1991, Cloning and characterization of plasmid-encoded genes for the degradation of 1,2-dichloro-, 1,4-dichloro-, and 1,2,4-trichlorobenzene of *Pseudomonas* sp. strain P51: *Journal of Bacteriology*, v. 173, no. 1, p. 6–15.
- van der Meer, J.R., Christoph Werlen, S.F. Nishino, and J.C. Spain, 1998, Evolution of a pathway for chlorobenzene metabolism leads to natural attenuation in contaminated groundwater: *Applied and Environmental Microbiology*, v. 64, no. 11, p. 4185–4193.
- Verschueren, H.G. Koen, Frank Seljée, H.J. Rozeboom, K.H. Kalk, and B.W. Dijkstra, 1993, Crystallographic analysis of the catalytic mechanism of haloalkane dehalogenase: *Nature*, v. 363, no. 6431, p. 693–698.
- Vogel, T.M., 1994, Natural bioremediation of chlorinated solvents, in Norris, R.D., R.E. Hinchee, Robert Brown, P.L. McCarty, Lewis Semprini, J.T. Wilson, D.H. Kampbell, Martin Reinhard, E.J. Bouwer, R.C. Borden, T.M. Vogel, J.M. Thomas, and C.H. Ward, eds., *Handbook of Bioremediation*: Boca Raton, Fla., Lewis Publishers, p. 201–222.
- Vogel, T.M., C.S. Criddle, and P.L. McCarty, 1987, Transformation of halogenated aliphatic compounds: *Environmental Science and Technology*, v. 21, no. 8, p. 722–736.
- Vogel, T.M., and Dunja Grbić-Galić, 1986, Incorporation of oxygen from water into toluene and benzene during anaerobic fermentative transformation: *Applied and Environmental Microbiology*, v. 52, no. 1, p. 200–202.
- Vogel, T.M., and P.L. McCarty, 1985, Biotransformation of tetrachloroethylene to trichloroethylene, dichloroethylene, vinyl chloride, and carbon dioxide under methanogenic conditions: *Applied and Environmental Microbiology*, v. 49, no. 5, p. 1080–1083.
- Vogel, T.M., and P.L. McCarty, 1987a, Rate of abiotic formation of 1,1-dichloroethylene from 1,1,1-trichloroethane in groundwater: *Journal of Contaminant Hydrology*, v. 1, no. 3, p. 299–308.
- Vogel, T.M., and P.L. McCarty, 1987b, Abiotic and biotic transformation of 1,1,1-trichloroethane under methanogenic conditions: *Environmental Science and Technology*, v. 21, no. 12, p. 1208–1214.
- Vollmer, M.D., Karen Stadler-Fritzsche, and Michael Schlömann, 1993, Conversion of 2-chloromaleylacetate in *Alcaligenes eutrophus* JMP134: *Archives of Microbiology*, v. 159, no. 2, p. 182–188.
- Wackett, L.P., L.D. Kwart, and D.T. Gibson, 1988, Benzylc monooxygenation catalyzed by toluene dioxygenase from *Pseudomonas putida*: *Biochemistry*, v. 27, no. 4, p. 1360–1367.
- Wackett, L.P., and Yuemo Zeng, 2004, Toluene pathway map: University of Minnesota biocatalysis/biodegradation database: Online at http://umbbd.msi.umn.edu/tol/tol_map.html, accessed March 22, 2006.
- Walsh, T.A., D.P. Ballou, Ruth Mayer, and Lawrence Que, Jr., 1983, Rapid reaction studies on the oxygenation reactions of catechol dioxygenase: *Journal of Biological Chemistry*, v. 258, no. 23, p. 14422–14427.
- Warhurst, A.M., K.F. Clarke, R.A. Hill, R.A. Holt, and C.A. Fewson, 1994, Metabolism of styrene by *Rhodococcus rhodochromus* NCIMB 13259: *Applied and Environmental Microbiology*, v. 60, no. 4, p. 1137–1145.
- Washington, J.W., 1995, Hydrolysis rates of dissolved volatile organic compounds—Principles, temperature effects and literature review: *Ground Water*, v. 33, no. 3, p. 415–424.
- Weightman, A.J., A.L. Weightman, and J.H. Slater, 1985, Toxic effects of chlorinated and brominated alkanic acids on *Pseudomonas putida* PP3—Selection at high frequencies of mutations in genes encoding dehalogenases: *Applied and Environmental Microbiology*, v. 49, no. 6, p. 1494–1501.

- Weiner, J.M., and D.R. Lovley, 1998, Rapid benzene degradation in methanogenic sediments from a petroleum-contaminated aquifer: *Applied and Environmental Microbiology*, v. 64, no. 5, p. 1937–1939.
- Werlen, Christoph, H.P. Kohler, and J.R. van der Meer, 1996, The broad substrate chlorobenzene dioxygenase and *cis*-chlorobenzene dihydrodiol dehydrogenase of *Pseudomonas* sp. strain P51 are linked evolutionarily to the enzymes for benzene and toluene degradation: *Journal of Biological Chemistry*, v. 271, no. 8, p. 4009–4016.
- Whited, G.M., W.R. McCombie, L.D. Kwart, and D.T. Gibson, 1986, Identification of *cis*-diols as intermediates in the oxidation of aromatic acids by a strain of *Pseudomonas putida* that contains a TOL plasmid: *Journal of Biochemistry*, v. 166, no. 3, p. 1028–1039.
- Whittaker, Mark, David Monroe, Dong Jun Oh, and Sean Anderson, 2005, Trichloroethylene pathway map—University of Minnesota biocatalysis/biodegradation database: Online at http://umbbd.msi.umn.edu/tce/tce_map.html, accessed on March 21, 2006.
- Wiedemeier, T.H., M.A. Swanson, D.E. Moutoux, E.K. Gordon, J.T. Wilson, B.H. Wilson, D.H. Kampbell, P.E. Haas, R.N. Miller, J.E. Hansen, and F.H. Chapelle, 1998, Technical protocol for evaluating natural attenuation of chlorinated solvents in ground water: Cincinnati, Ohio, U.S. Environmental Protection Agency, National Risk Management Research Laboratory, Office of Research and Development, EPA/600/R-98/128, 244 p.
- Wiedemeier, T.H., J.T. Wilson, D.H. Kampbell, R.N. Miller, and J.E. Hansen, 1995, Technical protocol for implementing intrinsic remediation with long-term monitoring for natural attenuation of fuel contamination dissolved in groundwater: U.S. Air Force Center for Environmental Excellence, Technology Transfer Division, Brooks Air Force Base, San Antonio, Tex., 323 p.
- Wilson, J.T., J.S. Cho, B.H. Wilson, and J.A. Vardy, 2000, Natural attenuation of MTBE in the subsurface under methanogenic conditions: Ada, Okla., U.S. Environmental Protection Agency, National Risk Management Research Laboratory, EPA/600/R-00/006, 59 p., online at <http://www.epa.gov/ada/download/reports/mtbereport.pdf>, accessed September 21, 2006.
- Wilson, J.T., P.M. Kaiser, and Cherri Adair, 2005, Monitored natural attenuation of MTBE as a risk management option at leaking underground storage tank sites: Washington, D.C., U.S. Environmental Protection Agency, EPA/600/R-04/179, 74 p.
- Wisconsin Department of Natural Resources, 2000, Fiscal year 2001 groundwater quality monitoring plan: Madison, Wis., Wisconsin Department of Natural Resources, 60 p.
- Xia, Zong-xiang, Wei-wen Dai, Yue-fan Zhang, S.A. White, G.D. Boyd, and S.F. Mathews, 1996, Determination of the gene sequence and the three-dimensional structure at 2.4 angstroms resolution of methanol dehydrogenase from *Methylophilus* W3A1: *Journal of Molecular Biology*, v. 259, no. 3, p. 480–501.
- Yagi, Osami, Akiko Hashimoto, Kazuhiro Iwasaki, and Mutsuyasu Nakajima, 1999, Aerobic degradation of 1,1,1-trichloroethane by *Mycobacterium* spp. isolated from soil: *Applied and Environmental Microbiology*, v. 65, no. 10, p. 4693–4696.
- Yao, Guang, 2006, 1,2,4-trichlorobenzene (an/aerobic) pathway map—University of Minnesota biocatalysis/biodegradation database: Online at http://umbbd.msi.umn.edu/tbz/tbz_map.html, accessed June 14, 2006.
- Yen, K.M., M.R. Karl, L.M. Blatt, M.J. Simon, R.B. Winter, P.R. Fausset, H.S. Lu, A.A. Harcourt, and K.K. Chen, 1991, Cloning and characterization of a *Pseudomonas mendocina* KR1 gene cluster encoding toluene-4-monooxygenase: *Journal of Bacteriology*, v. 173, no. 17, p. 5315–5327.
- Zamanian, Maryam, and J.R. Mason, 1987, Benzene dioxygenase in *Pseudomonas putida*—Subunit composition and immuno-cross-reactivity with other aromatic dioxygenases: *Biochemical Journal*, v. 244, no. 3, p. 611–616.
- Zogorski, J.S., J.M. Carter, Tamara Ivahnenko, W.W. Lapham, M.J. Moran, B.L. Rowe, P.J. Squillace, and P.L. Toccalino, 2006, The quality of our Nation's waters—Volatile organic compounds in the Nation's ground water and drinking-water supply wells: U.S. Geological Survey Circular 1292, 101 p., online at <http://pubs.usgs.gov/circ/circ1292/>, accessed September 21, 2006.

Glossary

Sources: ¹International Union of Pure and Applied Chemistry, 2006; ²U.S. Environmental Protection Agency, 2004; ³Wiedemeier and others, 1998; ⁴U.S. Geological Survey, 2006; ⁵Brown and LeMay, 1977

A

abiotic Not associated with living organisms. Synonymous with abiological.¹

abiotic transformation Process in which a substance in the environment is modified by nonbiological mechanisms.¹

absorption The penetration of atoms, ions, or molecules into the bulk mass of a substance.²

adsorption The retention of atoms, ions, or molecules onto the surface of another substance.²

aerobe An organism that needs oxygen for respiration and hence for growth.¹

aerobic An environment or process that sustains biological life and growth, or occurs only when free (molecular) oxygen is present.²

aerobic conditions Conditions for growth or metabolism in which the organism is sufficiently supplied with oxygen.¹

alcohols Compounds in which a hydroxy group, $-\text{OH}$, is attached to a saturated carbon atom R_3COH . The term *hydroxyl* refers to the radical species, $\text{HO}\cdot$ ¹

aldehydes Compounds $\text{RC}(=\text{O})\text{H}$, in which a carbonyl group is bonded to one hydrogen atom and to one R group¹. R represents a functional group such as an alkyl group (methyl or ethyl radical).¹

aliphatic compounds A broad category of hydrocarbon compounds distinguished by a straight, or branched, open chain arrangement of the constituent carbon atoms, excluding aromatic compounds. The carbon-carbon bonds may be either single or multiple bonds. Alkanes, alkenes, and alkynes are aliphatic hydrocarbons.²

alkanes The homologous group of linear (acyclic) aliphatic hydrocarbons having the general formula $\text{C}_n\text{H}_{2n+2}$. Alkanes can be straight chains, branched chains, or ring structures, sometimes called paraffins.¹

alkenes Acyclic branched or unbranched hydrocarbons having one carbon-carbon double bond and the general formula C_nH_{2n} , sometimes called olefins.¹

alkyl groups Univalent groups derived from alkanes by removal of a hydrogen atom from any carbon atom with the general form of $-\text{C}_n\text{H}_{2n+1}$. The groups derived by removal of a hydrogen atom from a terminal carbon atom of unbranched alkanes form a subclass called normal alkyl (n-alkyl) groups $\text{H}[\text{CH}_2]_n$.¹

alkyl radicals Carbon-centered radicals derived formally by removal of one hydrogen atom from an alkane, e.g., $\text{CH}_3\text{CH}_2\cdot$ (ethyl radical).¹

alkynes The group of acyclic branched or unbranched hydrocarbons having a carbon-carbon triple bond that have the general formula $\text{C}_n\text{H}_{2n-2}$.¹

ambient The surrounding environment and prevailing conditions.²

anaerobe An organism that does not need free-form oxygen for growth. Many anaerobes are even sensitive to free oxygen.¹

anaerobic A biologically-mediated process or condition not requiring molecular or free oxygen.¹

analyte The component of a system to be analyzed.¹ For example, chemical elements or ions in ground-water sample.²

anoxic An environment without oxygen.²

aquifer A water-bearing layer of soil, sand, gravel, rock or other geologic formation that will yield usable quantities of water to a well under normal hydraulic gradients or by pumpage.³

aromatic A group of organic compounds that are cyclic, contain resonant carbon-carbon double bonds in the form of at least one 6-carbon benzene ring.² In the traditional sense, "having a chemistry typified by benzene."¹

attenuation The set of human-made or natural processes that either reduce or appear to reduce the amount of a chemical compound as it migrates away from one specific point towards another point in space or time. For example, the apparent reduction in the amount of a chemical in a ground-water plume as it migrates away from its source. Degradation, dilution, dispersion, sorption, or volatilization are common processes of attenuation.²

B

biodegradation Transformation of substances into new compounds through biochemical reactions or the actions of microorganisms, such as bacteria. Typically expressed in terms of a rate constant or half-life.²

biota Living organisms.²

breakdown product A compound derived by chemical, biological, or physical action on a chemical compound. The breakdown is a process which may result in a more toxic or a less toxic compound and a more persistent or less persistent compound than the original compound.²

C

carbon Element number 6 in the periodic table of elements. For a description of the various types of carbon as a solid, the term carbon should be used only in combination with an additional noun or a clarifying adjective (that is, organic carbon).¹

catabolism The breakdown of complex molecules into simpler ones through the oxidation of organic substrates to provide biologically available energy (for example, ATP, adenosine triphosphate).¹

catalysis The process where a catalyst increases the rate of a chemical reaction without modifying the overall standard Gibbs energy change in the reaction.¹

catalyst Substances that increases the rate of a chemical reaction. The catalyst is both a reactant and product of the reaction. The words catalyst and catalysis should not be used when the added substance reduces the rate of reaction (see inhibitor).¹

chemical bond The forces acting among two atoms or groups of atoms that lead to the formation of an aggregate with sufficient stability to make it convenient for the chemist to consider it as an independent “molecular species.”¹

chemical induction (coupling) When one reaction accelerates another in a chemical system there is said to be chemical induction or coupling. Coupling is caused by an intermediate or by-product of the inducing reaction that participates in a second reaction. Chemical induction is often observed in oxidation–reduction reactions.¹

chemical reaction A process that results in the interconversion of chemical species. Chemical reactions may be elementary reactions or stepwise reactions.¹

chlorinated solvent A volatile organic compound containing chlorine. Some common solvents are trichloroethylene, tetrachloroethylene, and carbon tetrachloride.²

cis, trans isomers The difference in the positions of atoms (or groups of atoms) relative to a reference plane in an organic molecule. In a *cis*-isomer, the atoms are on the same side of the molecule, but are on opposite sides in the *trans*-isomer. Sometimes called stereoisomers, these arrangements are common in alkenes and cycloalkanes.¹

co-metabolism The simultaneous metabolism of two compounds, in which the degradation of the second compound (the secondary substrate) depends on the presence of the first compound (the primary substrate). For example, in the process of degrading methane, some bacteria can degrade chlorinated solvents that would otherwise not be degraded under the same conditions.²

concentration Composition of a mixture characterized in terms of mass, amount, volume or number concentration with respect to the volume of the mixture.¹

conservative constituent or compound One that does not degrade, is unreactive, and its movement is not retarded within

a given environment (aquifer, stream, contaminant plume, and so forth).⁴

constituent An essential part or component of a system or group (that is, an ingredient of a chemical mixture). For instance, benzene is one constituent of gasoline.⁴

covalent bond A region of relatively high electron density between atomic nuclei that results from sharing of electrons and that gives rise to an attractive force and a characteristic internuclear distance. Carbon-hydrogen bonds are covalent bonds.¹

D

daughter product A compound that results directly from the degradation of another. For example *cis*-1,2-dichloroethene (12-cDCE) is commonly a daughter product of trichloroethene (TCE) degradation. This is a term that has currently (2006) fallen out of general use. See metabolic by-product.³

dehydrohalogenation Removal of hydrogen and halide ions from an alkane resulting in the formation of an alkene.³

denitrification Bacterial reduction of nitrate to nitrite to gaseous nitrogen or nitrous oxides under anaerobic conditions.⁴

density (ρ) The ratio of the mass of a substance to the mass of an equal volume of distilled water at 4 degrees Celsius. Since the mass of one milliliter (ml) of water at 4 degrees Celsius is exactly 1 gram, the specific gravity (unitless) is numerically equivalent to its density (in grams per ml).¹

detection limit (in analysis) The minimum single result that, with a stated probability, can be distinguished from a representative blank value during the laboratory analysis of substances such as water, soil, air, rock, biota, tissue, blood, and so forth.¹

dichloroelimination Removal of two chlorine atoms from an alkane compound and the formation of an alkene compound within a reducing environment.⁴

dihaloelimination Removal of two halide atoms from an alkane compound and the formation of an alkene compound within a reducing environment.³

diols Chemical compounds that contain two hydroxy (–OH) groups, generally assumed to be, but not necessarily, alcoholic. Aliphatic diols are also called glycols.¹

downgradient In the direction of decreasing static hydraulic head (potential).⁴

E

electron acceptor A compound capable of accepting electrons during oxidation-reduction reactions. Microorganisms obtain energy by transferring electrons from electron donors such as organic compounds (or sometimes reduced inorganic compounds such as sulfide) to an electron acceptor. Electron acceptors are compounds that are relatively oxidized and include oxygen, nitrate, iron (III), manganese (IV), sulfate, carbon dioxide, or in some cases chlorinated aliphatic hydro-

carbons such as perchloroethene (PCE), TCE, DCE, and vinyl chloride.²

electron donor A compound capable of supplying (giving up) electrons during oxidation-reduction reactions. Microorganisms obtain energy by transferring electrons from electron donors such as organic compounds (or sometimes reduced inorganic compounds such as sulfide) to an electron acceptor. Electron donors are compounds that are relatively reduced and include fuel hydrocarbons and native organic carbon.³

electronegativity Concept introduced by Nobel Laureate Linus Pauling as the power of an atom to attract electrons to itself.¹

elimination Reaction where two groups such as chlorine and hydrogen are lost from adjacent carbon atoms and a double bond is formed in their place.³

endergonic reaction A chemical reaction that requires energy to proceed. A chemical reaction is endergonic when the change in free energy is positive.³

enzyme Macromolecules, mostly proteins or conjugated proteins produced by living organisms, that facilitate the degradation of a chemical compound (catalyst). In general, an enzyme catalyzes only one reaction type (reaction specificity) and operates on only one type of substrate (substrate specificity).^{1,4}

epoxidation A reaction wherein an oxygen molecule is inserted in a carbon-carbon double bond and an epoxide is formed.³

epoxides A subclass of epoxy compounds containing a saturated three-membered cyclic ether. See epoxy compounds.¹

epoxy compounds Compounds in which an oxygen atom is directly attached to two adjacent or nonadjacent carbon atoms in a carbon chain or ring system; thus cyclic ethers.¹

F

facultative anaerobes Microorganisms that use (and prefer) oxygen when it is available, but can also use alternate electron acceptors such as nitrate under anaerobic conditions when necessary.³

fermentation Microbial metabolism in which a particular compound is used both as an electron donor and an electron acceptor resulting in the production of oxidized and reduced daughter products.³

functional group An atom, or a group of atoms attached to the base structure of a compound that has similar chemical properties irrespective of the compound to which it is a part. It defines the characteristic physical and chemical properties of families of organic compounds.¹

G

H

half-life ($t_{1/2}$) The time required to reduce the concentration of a chemical to 50 percent of its initial concentration. Units are typically in hours or days.²

halide An element from the halogen group. These include fluorine, chlorine, bromine, iodine, and astatine.⁵

halogen Group 17 in the periodic table of the elements. These elements are the reactive nonmetals and are electronegative.⁵

Henry's Law The relation between the partial pressure of a compound and the equilibrium concentration in the liquid through a proportionality constant known as the Henry's Law constant.⁴

Henry's Law constant The concentration ratio between a compound in air (or vapor) and the concentration of the compound in water under equilibrium conditions.⁴

heterogeneous Varying in structure or composition at different locations in space.⁴

heterotrophic Organisms that derive carbon from organic matter for cell growth.⁴

homogeneous Having uniform structure or composition at all locations in space.⁴

hydration The addition of a water molecule to a compound within an aerobic degradation pathway.⁵

hydrogen bond A form of association between an electronegative atom and a hydrogen atom attached to a second, relatively electronegative atom. It is best considered as an electrostatic interaction, heightened by the small size of hydrogen, which permits close proximity of the interacting dipoles or charges.¹

hydrogenation A process whereby an enzyme in certain microorganisms catalyzes the hydrolysis or reduction of a substrate by molecular hydrogen.²

hydrogenolysis A reductive reaction in which a carbon-halogen bond is broken, and hydrogen replaces the halogen substituent.³

hydrolysis A chemical transformation process in which a chemical reacts with water. In the process, a new carbon-oxygen bond is formed with oxygen derived from the water molecule, and a bond is cleaved within the chemical between carbon and some functional group.¹

hydroxylation Addition of a hydroxyl group to a chlorinated aliphatic hydrocarbon.³

I

inhibition The decrease in rate of reaction brought about by the addition of a substance (inhibitor), by virtue of its effect on the concentration of a reactant, catalyst, or reaction intermediate.¹

in situ In its original place; unmoved; unexcavated; remaining in the subsurface.⁴

J

K

L

lag phase The growth interval (adaption phase) between microbial inoculation and the start of the exponential growth phase during which there is little or no microbial growth.¹

M

measurement A description of a property of a system by means of a set of specified rules, that maps the property onto a scale of specified values, by direct or “mathematical” comparison with specified reference(s).¹

metabolic by-product (by-product) A product of the reaction between an electron donor and an electron acceptor. Metabolic by-products include volatile fatty acids, daughter products of chlorinated aliphatic hydrocarbons, methane, and chloride.³

metabolism The entire physical and chemical processes involved in the maintenance and reproduction of life in which nutrients are used to generate energy and in the process degrade to simpler molecules (catabolism), which by themselves may be used to form more complex molecules (anabolism).¹

methanogens Strictly anaerobic archaeobacteria, able to use only a very limited spectrum of substrates (for example, molecular hydrogen, formate, methanol, methylamine, carbon monoxide or acetate) as electron donors for the reduction of carbon dioxide to methane.¹

methanogenic The formation of methane by certain anaerobic bacteria (methanogens) during the process of anaerobic fermentation.⁴

microcosm A diminutive, representative system analogous to a larger system in composition, development, or configuration.⁴

microorganisms Microscopic organisms that include bacteria, protozoans, yeast, fungi, mold, viruses, and algae.⁴

mineralization The release of inorganic chemicals from organic matter in the process of aerobic or anaerobic decay.⁴

monoaromatic Aromatic hydrocarbons containing a single benzene ring.⁴

N

nucleophile A chemical reagent that reacts by forming covalent bonds with electronegative atoms and compounds.⁴

nutrients Major elements (for example, nitrogen and phosphorus) and trace elements (including sulfur, potassium, calcium, and magnesium) that are essential for the growth of organisms.³

O

octanol-water partition coefficient (K_{ow}) The equilibrium ratio of a chemical's concentration in octanol (an alcoholic compound) to its concentration in the aqueous phase of a two-phase octanol/water system, typically expressed in log units ($\log K_{ow}$). K_{ow} provides an indication of a chemical's solubility in fats (lipophilicity), its tendency to bioconcentrate in aquatic organisms, or sorb to soil or sediment.²

order of reaction A chemical rate process occurring in systems for which concentration changes (and hence the rate of reaction) are not themselves measurable, provided it is possible to measure a chemical flux.¹

organic carbon (soil) partition coefficient (K_{oc}) The proportion of a chemical sorbed to the solid phase, at equilibrium in a two-phase, water/soil or water/sediment system expressed on an organic carbon basis. Chemicals with higher K_{oc} values are more strongly sorbed to organic carbon and, therefore, tend to be less mobile in the environment.²

oxidation In general, a reaction in which electrons are transferred from a chemical to an oxidizing agent, or where a chemical gains oxygen from an oxidizing agent.²

P

Q

R

rate Derived quantity in which time is a denominator quantity. Rate of x is dx/dt .¹

rate constant, k See order of reaction.¹

rate-controlling step (rate-limiting step, rate-determining step) The elementary reaction having the largest control factor exerts the strongest influence on the rate (v). A step having a control factor much larger than any other step is said to be rate-controlling.¹

recalcitrant Unreactive, nondegradable, refractory.⁴

redox Reduction-oxidation reactions. Oxidation and reduction occur simultaneously; in general, the oxidizing agent gains electrons in the process (and is reduced) while the reducing agent donates electrons (and is oxidized).²

reduction In general, a reaction in which electrons are transferred to a chemical from a reducing agent, or where oxygen is removed from a chemical.²

respiration The process of coupling oxidation of organic compounds with the reduction of inorganic compounds, such as oxygen, nitrate, iron (III), manganese (IV), and sulfate.²

S

solvolysis Generally, a reaction with a solvent, involving the rupture of one or more bonds in the reacting solute. More specifically the term is used for substitution, elimination, or fragmentation reactions in which a solvent species is the nucleophile (hydrolysis, if the solvent is water or alcoholysis, if the solvent is an alcohol).¹

stable As applied to chemical species, the term expresses a thermodynamic property, which is quantitatively measured by relative molar standard Gibbs energies. A chemical species A is more stable than its isomer B if $\Delta rGo > 0$ for the (real or hypothetical) reaction $A \rightarrow B$, under standard conditions.¹

substrate Component in a nutrient medium, supplying microorganisms with carbon (C-substrate), nitrogen (N-substrate) as “food” needed to grow.¹

T

terminal electron acceptor (TEA) A compound or molecule that accepts an electron (is reduced) during metabolism (oxidation) of a carbon source. Under aerobic conditions molecular oxygen is the terminal electron acceptor. Under anaerobic conditions a variety of terminal electron acceptors may be used. In order of decreasing redox potential, these TEAs include nitrate, manganic manganese, ferric iron, sulfate, and carbon dioxide. Microorganisms preferentially utilize electron acceptors that provide the maximum free energy during respiration. Of the common terminal electron acceptors listed above, oxygen has the highest redox potential and provides the most free energy during electron transfer.⁴

U

unsaturated zone The zone between land surface and the capillary fringe within which the moisture content is less than saturation and pressure is less than atmospheric. Soil pore spaces also typically contain air or other gases. The capillary fringe is not included in the unsaturated zone.⁴

upgradient In the direction of increasing potentiometric (piezometric) head.⁴

V

vadose zone The zone between land surface and the water table within which the moisture content is less than saturation (except in the capillary fringe) and pressure is less than atmospheric. Soil pore spaces also typically contain air or other gases. The capillary fringe is included in the vadose zone.⁴

vapor pressure (Pv) The force per unit area exerted by a vapor in an equilibrium state with its pure solid, liquid, or solution at a given temperature. Vapor pressure is a measure of a substance’s propensity to evaporate. Vapor pressure increases exponentially with an increase in temperature. Typical units are millimeter of mercury (mm Hg), torr, or inches of mercury (in. Hg).²

W

water solubility (S) The maximum amount of a chemical that can be dissolved in a given amount of pure water at standard conditions of temperature and pressure. Typical units are milligrams per liter (mg/L), gallons per liter (g/L), or pounds per gallon (lbs/gal).²

X

Y

Z

Manuscript approved for publication, October 23, 2006

Prepared by USGS Georgia Water Science Center

Edited by Patricia L. Nobles

Graphics by Caryl J. Wipperfurth

For more information concerning the research in this report, contact
USGS Georgia Water Science Center, Atlanta,
telephone: 770-903-9100